



AccessArt Primary Art Curriculum



We are excited to be able to share with you our [new Primary Art Curriculum](#), consisting of 36 pathways for Years 1 to 6, designed to inspire and enable high quality visual arts teaching and learning in primary schools.

In the AccessArt Primary Art Curriculum each year is broken down into six pathways, one for each half-term. Throughout the year students will explore the following disciplines.

- Drawing & Sketchbooks
- Print, Colour, Collage
- Working in Three Dimensions
- Paint, Surface, Texture
- Working in Three Dimensions
- Collaboration & Community

See an example of pathways throughout a year:

Year 1

<p>Autumn Term 1 Spirals Using drawing, collage and mark-making to explore spirals. Introducing sketchbooks. See the Pathway</p>	<p>Autumn Term 2 Simple Printmaking Explore simple ways to make a print. Use line, shape, colour and texture to explore pattern, sequencing and symmetry. See the Pathway</p>	<p>Spring Term 1 Playful Making Exploring materials and intention through a playful approach. See the Pathway</p>	<p>Spring Term 2 Exploring Watercolour Exploring watercolour and discovering we can use accidental marks to help us make art. See the Pathway</p>	<p>Summer Term 1 Making Birds Sculptural project beginning with making drawings from observation, exploring media, and transforming the drawings from 2D to 3D to make a bird. See the Pathway</p>	<p>Summer Term 2 Inspired by Flora & Fauna Explore how artists make art inspired by flora and fauna. Make collages of MiniBeasts and display as a shared artwork. See the Pathway</p>
---	--	--	--	---	--


Variations

We offer a version of the Curriculum for schools who teach a split curriculum and a version for smaller schools who teach mixed age groups. We also cater to schools who have a split curriculum and teach mixed age groups. The curriculum can also be adapted to fit cross-curricular links.

<p>THE EYFS & SEND CURRICULUM</p>	<p>THE SPLIT ACCESSART CURRICULUM</p>	<p>"MIXED YEAR GROUP" CURRICULUM</p>	<p>LINKING TO OTHER CURRICULUM AREAS</p>
--	--	---	---


Supporting Documents

Each pathway is supported by a range of [contemporary & traditional artists](#), and documents: a [Medium Term & Sequencing Plan](#), a revised [progression plan](#), and an [editable document of the curriculum](#) so that you can swap and adapt units as you please. We also provide documents with [key vocab](#) and [materials](#).




Supporting Videos

Start your AccessArt journey by watching an [Introduction to the AccessArt Curriculum](#) (free to non-members). Find videos explaining knowledge and experience within the curriculum, progression, assessment and teacher growth, as well as demonstrations on how to edit supporting documents to fit your school's needs.



Additionally, we have provided recordings of past CPD taking you on a journey through each pathway, In The Studio session recordings which demonstrate new techniques or materials and also Pedagogy animations to help you build your understanding of art pedagogy.

See how teachers are currently using the AccessArt curriculum in their schools.



"Children have loved taking creative risks and I have developed my creative thinking too. They love their sketchbooks and enjoyed experimenting."

"Lots of my own class now say art is their favourite subject."

"The staff have all become more confident and excited about teaching art."

Join Us!

<p>£3.50 Monthly</p> <p>Allows 1 person full access to the site*</p> <p>Join Us!</p> <p>Suitable for Individual Educators</p>	<p>£42 a Year</p> <p>Allows 1 person full access to site**</p> <p>Join Us!</p> <p>Suitable for Individual Educators</p>	<p>£96 a Year</p> <p>Allows up to 8 usernames*</p> <p>Join Us!</p> <p>Suitable for Schools Using the Resources & Curriculum Plan</p>	<p>£180 a Year</p> <p>Allows up to 18 usernames*</p> <p>Join Us!</p> <p>Suitable for Schools Using the Resources & Curriculum Plan</p>	<p>£240 a Year</p> <p>Allows up to 30 usernames*</p> <p>Join Us!</p> <p>Suitable for Schools Using the Resources & Curriculum Plan</p>
---	---	--	--	--

[Join the AccessArt Network Group on Facebook](#)



This step PDF aims to help you get started using the [AccessArt Primary Art Curriculum](#), and for schools using our standalone resources to help support existing planning.

How you Might Use AccessArt in your School

There are two main ways teachers of children age 5 to 11 use AccessArt.

The first way is to use us a fully flexible and adaptable scheme – the [AccessArt Primary Art Curriculum](#). The scheme consists of 36 pathways for Years 1 to 6 plus EYFS. It has been designed to enable you to deliver a rich, engaging and relevant curriculum which enables all pupils and teachers to develop their skills and understanding through an inspirational approach.

The second way schools use AccessArt is to support and extend your existing planning, or to help further develop a particular area of exploration (eg sketchbooks) or deliver a specific project.

Follow the steps below to better understand how AccessArt can help deliver an exciting art curriculum in your school.

Step 1: Ensure our Intent Matches your Intent

If you are interested in following [the AccessArt Primary Art Curriculum](#) as an art scheme in your school, it's important that you understand the philosophy and intent behind our work, to ensure that it matches and informs your own understanding and practice of how best to teach art in your school. There are many ways to teach art, and there is no “right or wrong” approach. [To help you understand more about our approach, and to help you decide if the AccessArt Primary Art Curriculum is a good fit for your school, please visit this page.](#)

Top Tips

- You might like to join the [AccessArt Network Facebook Group](#) to network with other teachers using AccessArt resources in their school.
- See our [map](#) of schools using AccessArt.
- To access all our resources, including the AccessArt Primary Art Curriculum and supporting documents, [join AccessArt](#). If you would like a 7 day complimentary membership to look around pls email andrea@accessart.org.uk, or [join as a single user](#) and cancel within 30 days for no charge.

Step 2: Adapting the Curriculum to Suit Your School

A key aim behind our new Primary Art Curriculum is to ensure that our resources are flexible enough to suit all schools, whatever your size or structure. The smallest school using the AccessArt Primary Art Curriculum has just 13 pupils – the largest are multi-form entry schools.

The main versions of the Curriculum appear below, and you can find more information about adapting our resources to suit your school below.

EYFS / SEND

- [Resources and Skills Editable Document](#)

The Full Curriculum

- [Introductory and Support Videos](#)
- [Editable Medium Term Plans](#)
- [Editable Sequencing Plans](#)
- [Progression Plan](#)
- [Full Art Curriculum Editable Document](#)
- [PDFs of each Pathway](#)
- [Editable Key Vocab Document](#)

The Split Curriculum

- [Introductory and Support Videos](#)
- [Videos to help you tailor the Split Curriculum](#)
- [Editable Medium Term Plans](#)
- [Editable Sequencing Plans](#)
- [Progression Plan](#)
- [Split Art Curriculum Editable Document](#)
- [PDFs of each Pathway](#)
- [Editable Key Vocab Document](#)

The Mixed Year Group Curriculum

- [Introductory and Support Videos](#)
- [Editable Medium Term Plans](#)
- [Editable Sequencing Plans](#)
- [Progression Plan](#)
- [Mixed Art Curriculum Editable Document](#)
- [PDFs of each Pathway](#)
- [Editable Key Vocab Document](#)

Mixed Year Group, Split Curriculum

- [Introductory and Support Videos](#)
- [A video to help you tailor Mixed Year curriculum for Split Year Groups](#)
- [Editable Medium Term Plans](#)
- [Editable Sequencing Plans](#)
- [Progression Plan](#)
- [Mixed and Split Art Curriculum Editable Document](#)
- [PDFs of each Pathway](#)
- [Editable Key Vocab Document](#)



All the supporting documents we provide are fully editable. Once you have adapted your curriculum, if you would like AccessArt to take a quick look at your edited sequencing we can do that for you. Email info@accessart.org.uk.

The curriculum can also be adapted to fit [cross-curricular topics](#).

Step 3: Introducing the AccessArt Primary Art Curriculum to your Staff

It's vital that staff understand how AccessArt works so we have created a number of videos which you can share with staff at a meeting to help introduce them to AccessArt.

Start your AccessArt journey by watching one of the [Introductions to the AccessArt Curriculum](#). You can also find videos explaining our approach to knowledge and skills within the curriculum, progression, assessment and teacher growth.

Step 4: Using our Resources To Support your Existing Planning

It might be that you already have existing planning in place that you have created internally, or that you follow another scheme, but that you would like to develop certain aspects of your offer, or would like to improve skills in a certain area.

AccessArt can help – many schools use us as a cost effective and inspirational way to develop their approach, skills and opportunities for staff and pupils.

Top Tip

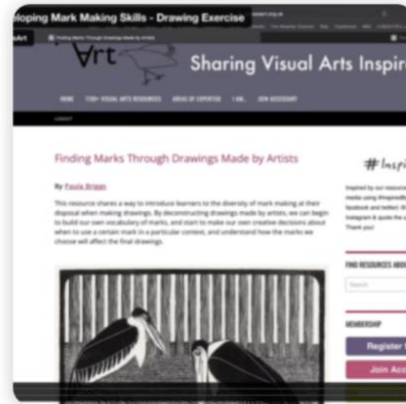
- *If you use another scheme, or you have your own internal planning, then remember that lots of schools use [AccessArt's evolving collection of over 1200 resources](#) to extend their learning.*
- *Explore our [Drawing Journey](#) to promote drawing in your school.*
- *Explore our extensive [Sketchbook resources](#).*

Step 5: Develop Staff Skills


SUPPORT VIDEOS



IN THE STUDIO RECORDINGS



PATHWAY RECORDINGS



PEDAGOGY IN 250 WORDS



It's important to us that our resources can be used by inexperienced, non-specialist teachers, as well as more experienced educators. To that end, we offer an ongoing programme of [zoom CPD](#) which are free to members (our [collaborative CPD](#) is reduced price for members) to help build understanding and enjoyment.

Your staff might also like to see our [pedagogy posts here](#).

Top Tip

- Members can also access recordings of [past zoom CPD events](#).

Step 6: Feedback to AccessArt

We love seeing outcomes inspired by AccessArt resources. Find out how you can share outcomes with us and with other schools [here](#).



Year 4, Manland Primary



Year 5, Carden Primary School



Year 6, Whitchurch Primary
School



Year 6, Sheffield High School

Top Tip

- *Organise an exhibition at school and invite staff and teachers in nearby schools to celebrate your AccessArt journey and see your outcomes.*

Step 7: Feedback to AccessArt

It's important to us to understand what works well and what works less well. Please do help us understand how you find using our resources by completing our [short survey here](#).

Visit the AccessArt website at www.accessart.org.uk