

Which Artists: Transformation for Ages 5 to 11

[<< Which Artists? <<](#)

Find a collection of resources exploring the theme Transformation on AccessArt.

Explore pathways from the AccessArt [Primary Art Curriculum](#), a selection of hand picked Talking Points and activities on AccessArt relating to the theme of Transformation. These vary to cover the transformation of materials and spaces.

If you use any of these resources in your setting, please tag us on social media: #InspiredBy @accessart (facebook, twitter) @accessart.org.uk (instagram) and share the url. Thank you!

These pages are in development.


Pathways

Playful Making



Pathway for Years 1 & 2

Brave colour



Pathway for Years 5 & 6

Stick transformation project



Pathway for Year 1 & 2

2D drawing to 3d making




Pathway for Years 5 & 6

using natural materials to make images



Pathway for Years 3 & 4

Shadow Puppets



Pathway for Year 5 & 6

Explore Transformation on

AccessArt

Introduction to Sculpture



[How do sculptors transform materials?](#)

Malaysian shadow puppets



[Explore the Malaysian tradition Wayung](#)

Kulit

Chris Kenny



find out how Chris Kenny re-sees object

Liz West



Explore how light can transform spaces

What is Installation Art



[Find out how installations transform spaces](#)

Anna Atkins



[Explore the worlds first photograph book](#)

Artists as Collectors & Explorers




[How seeing things with “curiosity” helps artists make work](#)

Olafur Eliasson



[Explore the work of Olafur Eliasson](#)

What is Projection Mapping?



[How does projection mapping transform spaces](#)

What is a cyanotype?



[Explore what a cyanotype is and how they can be used](#)

Yinka ilori and colourful spaces



[Explore the colourful spaces created by Yinka Ilori](#)

Carnovsky



[Explore work of the duo Carnovsky](#)

Activities on AccessArt

creativity medals



flat yet sculptural



mini world light box



roots and shoots



making a treehouse



Sculptural Challenge No 2: Colour, Light and Form



anthotype photography



worry dolls



Shadow Puppets and Whiteboards

