

# Visual Arts Planning: Trees, Forests and Landscape

[<< Go Back To Our Visual Arts Planning Collection](#)

Explore our collection of Trees, Forests and Landscape resources.

We hope that these exciting and varied resources on the theme of trees, forest and landscape will help children with an exploration of drawing, painting and making. Many of the activities can be adapted to different levels of experience throughout the Key Stages.

Tell us what you are planning to cover or explore this term in your school or institution and we'll recommend resources or learning approaches which we think might feed your teaching.

Contact us by [email](#).



# Manipulating forms in landscape Painting



Use local landscapes and landmarks to create abstract and colourful pieces that break elements into simple forms.


## Imaginary landscapes



Explore landscape through tactile mark-

making and collage.

concertina landscapes



Create your own concertina sketchbook and fill it with collages, paintings and drawings inspired by your local landscape.

Exploring macbeth through art: Heath Landscape



Create a landscape drawing that captures the dramatic and foreboding atmosphere.

## **Making Painted and Sewn Landscapes**



This post shares a way to explore working with both paint and thread to create painted and sewn responses to landscape.

## **mixed media landscape challenges**



Here are some mixed media challenges for you to try in sketchbooks or on sheets of paper.

## Exploring A Midsummer Night's Dream: Creating a Forest Collage Part One



Explore paper and how it can be torn and cut to make shapes and form, before beginning to make a large scale collage.


## Exploring A Midsummer Night's Dream: Creating a Forest Collage Part Two





The role of moonlight is explored, with light and shadow added to the collages to create mystery and magic.

**Shared Ink Drawing Inspired by “Where the Wild Things Are”**



Children experience working together to create a shared drawing, working with

pens, ink and quills.

**Adding Colour to Shared Ink Drawing  
Inspired by “Where the Wild Things Are”**



Children continue working on their shared ink drawing, this time adding colour to create mood and atmosphere with soft pastels.

**Ice worlds**



Create a 3d imaginative interpretation of what an ice world above and below the waterline might be like.

**Cloth, Paint, Print: Inspired by Natural Objects**



Experiment with textiles, monoprint and embroidery to create a varied textiles piece.

**Painted and Sculptural Plant Pots**






Exploring plants and pots through drawing, print, paint, collage and sculpture.

## Autumn Floor Textiles




Explore the wax resist method using cloth.

## drawing by touch



Children create 'feely drawings' to become aware of the different ways they can become familiar with their subject matter.

helping children to draw larger



A quick 5 minute drawing exercise to encourage children to fill the page with their drawing. Useful as a warm-up or icebreaker.

**continuous line drawings: twigs**



This resource helps children tune into their subject matter through careful looking, and quietens them for drawing.

**Autumn floor drawings**



Choose from a collection of autumn objects (leaves, twigs, conkers, acorns etc.) and create an 'autumn floor' of drawings using continuous line.

wax resist autumn leaves



Pupils explore observational drawing techniques followed by an immersive



exploration of colour and scale using wax crayons and Brusho Crystal Colours.

inspired! 'the tree' by Hauxton primary



A Celebration of Children's Art in Response to Jacopo del Sellaio's Cupid and Psyche by Year One and Two pupils in 'Owl Class'.

**Making a Treehouse**



A fun way to engage children with ideas about architecture, shape and form, and transformation of materials.

**woodland exploration**



Children make an exciting exploration of woodland using art and imagination.

**drawing never ending landscapes**



Inspired by the notion of Myriorama cards that create “never-ending landscapes”.

drawing the savannah



Mono printing, drawing, colour mixing, painting, landscapes, skyscapes, stencils, collage and scale.

exploring the hedgerow



Children take a walk, responding to the local environment and hedgerows to create colourful 'network' drawings and sketches.

**animal habitats: an eco mural**



The project explores animal habitats and took the form of a large scale mural.


**our river -a communal drawing**





Using Georges Seurat's "Bathers at Asnières" (1884) as inspiration, a group of year 5 children create a layered drawing and 'wax resist' on a massive scale!

sketching from a source



This project encourages students to develop their sketchbook skills by using their observational drawings to create new imagery and designs.

painting the storm



The following project shares the journey and outcome of a weather-inspired exploration of watercolour and graphite.

**explore and draw**



Relaxing physical exercise are followed by drawing in the natural environment.

## layered landscapes



Artist Kittie Jones provides a fantastic insight into her creative process when she is working outside.

building an indoor forest!



This was a quick and energetic session

whereby teenagers transformed their studio into a forest in just an hour!

**making tree house sculptures**



An introduction to making tree house sculptures, with the focus on how to manipulate and construct materials, balance elements and design through making.

**illustrating stories**





An exciting resource to encourage children to explore storytelling, drawing and collage and to create their own illustrated book with text and images.

**landscape sculptures**



Teenagers are introduced to modelling wire and modroc as construction materials


and use the theme of landscape to explore drawing and making simultaneously.

## Diary of a sculptural sketchbook



Artist Emma Davies shares her working process through a sculptural sketchbook diary.

## the winter tree challenge



Work on two projects simultaneously: a shared winter forest drawing in charcoal, and a sculpture challenge to make a winter tree.

**water and rock: building drawings**



In this one and a quarter hour long session, teenagers had the opportunity to explore drawing rocks and building drawings with modroc and graphite.

**Working with Dogwood**



In this post Swedish Artist Mostyn de Beer reflects on his experience working with a particular natural material – dogwood.