

# Visual Arts Planning: Literacy

<< [Go Back To Our Visual Arts Planning Collection](#)

The links between art and literature are profound and expansive and there is no doubt that historically and culturally they have lived side by side since the dawn of civilization and breathe life into each other.

As well as an avenue to explore text and meaning through illustrative practice, Art can be used as part of the creative process to aid in the building and inventing of stories.


Tell us what you are planning to cover or explore this term in your school or institution and we'll recommend resources or learning approaches which we think might feed your teaching.

Contact us by email.



### 3 Panel Challenge

3.



This resource shows children and teenagers how to create their own stories using objects found around their homes.

Illustrating a Book: The Making of Rabbit, Cactus, Accident



**Illustrator Yu-Ching Chiu shares with us the process of creating her silent book *Rabbit, Cactus, Accident*.**

## **Drawing Stories**



**Children work with Paula Briggs to create drawings which tell stories: young children use toys, poetry and their own text to create richly illustrated narratives.**

## **Adapting AccessArt: Telling Stories**



Explore the project **Telling Stories: A Child's View of World War II**. Caroline recounts how she was inspired by The 3 Panel Drawing Challenge to create this project.

Make a 'Dummy book'



Book illustrator, Emma Malfroy, shares

her creative journey through the preliminary stages of developing ideas and visual language for an illustrated book.

## Inventing Mythical creatures



Children invent their own mythical creatures through drawing with artist Eleanor Somerset.

drawing storyboards



**Children explore how to draw storyboards as a way of developing both drawing skills and visual story telling skills with Paula Briggs.**


**Rosie Hurley: Esio Trot**



**In this resource Rosie shares the process of creating 3d models inspired by Esio**

**Trot, from inspirations and initial sketches to final models and photographs.**

## **Making Broadway Market**



**Japanese Illustrator Natsko shares the inspirations and creative process behind this collaboration between her and publisher Design for Today's folding book and card game.**

**Storytelling through etching**



**Multidisciplinary Artist Gabby Savage shares her love for story telling through etching, and tells us about her traditional printmaking process.**

**Drawing by torchlight**



**Paula Briggs leads children on an exploration of charcoal to draw a still**



**life of toys lit by torches, creating atmospheric drawings with a strong narrative content.**

## **Exploring Macbeth Through Art**



**A series of 6 sessions inspired by the themes and imagery of Shakespeare's Macbeth.**

**Exploring A Midsummer night's dream through ART**



**A series of 6 sessions that explore the themes and imagery of Shakespeare's A Midsummer Night's Dream.**

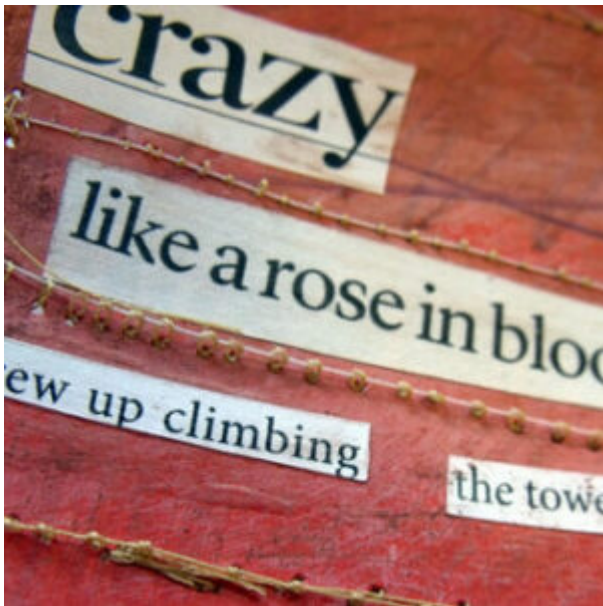
**Illustrating the Jabberwocky**



**Artist Eleanor Somerset, shares how she worked with children and young people on a series of workshops to illustrate Lewis**

# Carroll's 'The Jabberwocky'.

## Found poetry



This inspirational resource describes how to use found words and imagery to create found poetry.

## MY TIGER SKETCHBOOK



Inbal shows us her sketchbook and explains how she has developed her illustrations for the poem 'Growing up' by Harry Behn.

ink collage inspired by the wolf wilder



In this post artist Vicki Ostensen uses a well loved children's book as a starter for creating a beautiful and varied collage using different inking techniques.


poetry and printmaking



Printmaker Ann Bridges shares her love of poetry and printmaking in this illustrated resource, which enables children to make imagery inspired by poetry.


.

bad cat: an illustration journey



Tracy McGuinness-Kelly describes how she enabled children to respond to her own writing and illustration work, through the Bad Cat art week project.

Using printing to explore gsce poetry



A session for teenagers exploring how a hands on creative activities might engage students in their revision.

silent conversation through graffiti



**A group of teenagers use the floor to have a visual conversation with each other – to say what they needed to say in marks; rhythms and drawing.**

**drawing with indian ink**



**Illustrator Aurora Cacciapuoti shows her work to teenagers from AccessArt's**

**Experimental Drawing Class and showed them how to use ink and nib.**

**drawing with wire**



**Artist Julie de Bastion shares a wonderful workshop on drawing with wire and monoprinting, to enable participants to create a “story within a drawer”.**

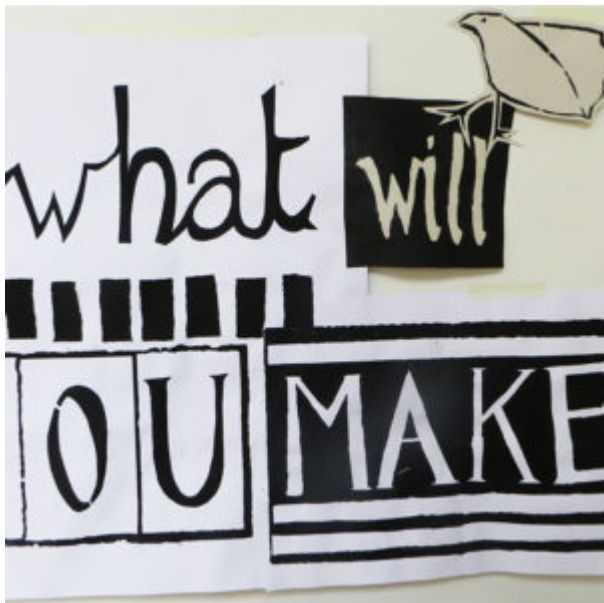
**Shakespearean sock puppets**






**A project created with a Year 6 cohort who were studying Macbeth in Literacy and working towards a performance for a school Shakespeare Week.**

**Large scale campaign posters!**



**Working together to create large scale, Suffragette inspired posters to support AccessArt's campaign to highlight the importance of making.**

**Creating a poetry comic**



As part of the DrawAble series of resources for learning at home or school, this resource will show children how to adapt poems into their own poetry comics.

responding to words through drawing



Thinking about the meaning of words and phrases, the imagery and themes they

**evoke and to express interpretations through drawing.**

**Aesmic or 'secret' writing**



**Artist Sue Gough describes her approach to drawing with layers of marks and scribbles; asemic text or “secret writing”, as well as actual words and sometimes, collage.**

**Where The Wild Things Are**



**This page presents a series of resources which share drawing and making sessions inspired by Maurice Sendak's "Where the Wild Things Are".**

**Quentin Blake**



**Inspired by Quentin Blake's drawings, this resource shares three simple**

exercises to help children explore exaggeration as a tool to help us convey the intention of our drawing.

Roald Dahl



Making a 'James and the Giant Peach' garden with artist Cordelia Spalding.