

# Visual Arts Planning: Experimental Drawing

[<< Go Back To Our Visual Arts Planning Collection](#)

Explore our collection of resources exploring Experimental Drawing for ages 5-11.

Tell us what you are planning to cover or explore this term in your school or institution and we'll recommend resources or learning approaches which we think might feed your teaching.

Contact us by [email](#).



**Nests: Materials, Tools Testing and Sketchbooks**



Pupils use inventive and exploratory ways of making marks using a range of drawing tools and ink.

**Nests: Observational Ink Drawing**




Build upon mark-making work using ink to observe and draw a series of natural objects.

## Nests: With Dry and Wet Media



Refine nest drawings using pencils, oil pastels and ink.

## Drawing With Your Feet



Use your fowing tool and create unique marks that bring a static object to life.

## Drawing with Sticks



Draw using a stick to give life to the marks.

Deconstructing to Help You See



Practise close looking, and explore mark-making, whilst being freed of the

pressure to make a representational drawing.

## Movement Maps



Translate movement and memories into lines, marks and patterns.

drawing spiral snails





Explore different qualities of line and mark-making to create their own designs based on the spiral.

## Drawing Stories



Children take inspiration from literature.

## Making Magic Spells



Draw spell 'ingredients' using a variety of media and then through further collaborative drawing.

## Drawing Small




A challenge to draw a collection of tiny objects.

## Dragon and Birds in Eggs



Explore diverse mark-making to create collaged drawings of eggs and the imagine what might be hatching in the egg.

## AccessArt Drawing Prompt Cards



Support drawing and overcome the 'white page' and 'fear of drawing'.

## Drawing Large





Make drawings which are looser, using the whole arm, the elbow and the wrist.

## Our River: A Communal Drawing



Create a layered drawing and 'wax resist' on a massive scale and imagine the sounds and feel of a river.

## Drawing Music



A trio of musical activities that combine an exploration of drawing and music.

## Never Ending Landscapes



Based on the notion of Myriorama cards children take inspiration from observational drawing and then let their drawings evolve into something more personal and expressive.

## Experimental Mark Making Tools



Invent your own mark-making tools to bring together making and drawing.

**Turning Paper into Fur**



Experiment with a range of media and materials.

**Making Superhero Drawings**



An exciting resource using life drawings to create cartoon characters.

## Walking and Drawing



Make drawings whilst walking. A way of drawing that captures sensory and visual experiences.




## Expressive Charcoal Collage: Coal Mines



Make expressive marks using charcoal, in order to create a collage of a coal mine scene.

## Analogue Drawing



Use mark-making to describe emotions.