

Visual Arts Planning: Culture & History

[<< Go Back To Our Visual Arts Planning Collection](#)

Explore our collection of resources exploring Culture and History for ages 5-11.

Tell us what you are planning to cover or explore this term in your school or institution and we'll recommend resources or learning approaches which we think might feed your teaching.

Contact us by [email](#).



Stone Age Clay Play



Create pots inspired by ceramic artefacts found at Stonehenge.

Sculpture Inspired by Egyptian Wall Painting



Explore mould making, casting and painting in the creation of a sculpture inspired by Egyptian wallpainting.

Ancient Greek Lyres



An activity using modroc to create a Lyre inspired by the Ancient Greeks.

EGYPT IN INK



Create 2d and 3d drawings in ink inspired by Egyptian artefacts.

making Money! Drawing and Making



monarchy, or pirates.

Drawings of Inventions Inspired by Leonardo Da Vinci



Design inventions inspired by everyday objects.

Monoprint and Painting: The Great Fire of London



Inspired by the colours, layering, characters, and grainy monoprints explore The Great Fire of London.

Telling Stories



Explore history, storytelling and drawing based on the experience of a WW2 evacuee.

Remembrance Day Peg Soldiers



Get creative whilst acknowledging the significance of this anniversary.

World War I Mail Art



Reflect on research of WW1 social history and opened a cross cultural dialogue.

Expressive Charcoal Collage: Coal Mines



Make expressive marks using charcoal, in order to create a collage of a coal mine scene.

OUR CREATIVE COMMUNITY: A PUPIL-LED PROJECT



Explore your local artistic and historic culture through this pupil-led exemplar project.

Drawing With Scissors




Base an exploration of an historic painting through drawing, collage and printing skills.

Houses from Around The World




Children explore collage and mark making to create an image of their chosen building.

Exploring Tessellated Design



[Explore Islamic Art and Architecture using simple cardboard stencils.](#)

Patterns from Around the World



[Create collage inspired by patterns from around the world.](#)

Making Textured Clay Tessellations



Learn how to make shapes out of air-dried clay that can be displayed in a tessellated pattern.

Japan – Ceramics Inspire Paintings & Paintings inspire ceramics



Use the work of a contemporary Japanese ceramicist to inspire vibrant paintings in a variety of materials.

Japan: Making Sushi – Recycled Style!




Inspired by research into Japanese culture, play and experiment to make 3D forms.

Japanese Sushi Inspires Our Art



Explore materials and learn from another culture by creating colourful, large-scale mixed media drawings inspired by food from Japan.

Using Batik in the classroom



This activity talks through the steps and materials needed for an early exploration of Batik.

Tie Dye



Tie dye is a great way to encourage a sense of exploration and risk taking.

Making Worry Dolls



How to make handmade dolls, most often made in Guatemala from wire, wool and small pieces of fabric.

Carnival Masks



How to make a carnival mask out of cardboard, staples, modroc and a stick.

Shipwrecked! A Shadow Puppet Play



A shadow puppetry play led by a group of children, devising and making the play

and puppets collaboratively.

Shadow Puppets and Whiteboards



Use a whiteboard projector to create interesting ways to cast shadows.

Middle Eastern Shadow Puppet



Creating a shadow puppet play inspired by

Middle Eastern art and architecture.