

# Video Enabled Resources: Sketchbooks


[<< Discover video enabled resources exploring other disciplines<<](#)

Explore our range of video enabled sketchbook resources to explore how sketchbooks can be a place for experimentation, ideas generation and refining work.

In the videos below you will find out how artists use their sketchbooks in many different ways, as well as how you can make your own sketchbook and fill it with your own ideas and experiments. These videos can be shown to pupils in educational settings.

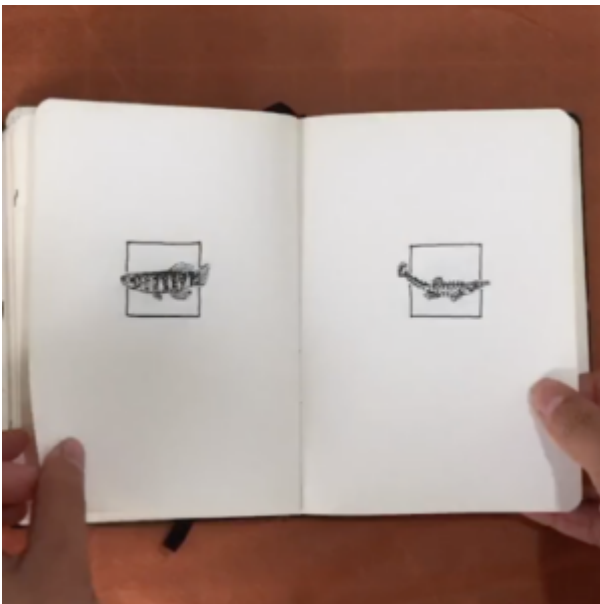
\*If you are having issues viewing videos it may be due to your schools firewall or your cookie selection. Please check with your IT department.\*

Find all sketchbook resources on AccessArt [here](#).




# How Artists Use Sketchbooks

how I use sketchbooks & drawing



[In this post printmaker Scarlett shows us that a sketchbook is for more than just drawing.](#)

## the secret power of sketchbooks



Sketchbooks are powerful tools. Enjoy these three videos in which Jo Blaker shares why sketchbooks have secret powers.

## my tiger sketchbook



In this video illustrator Inbal shows us how she uses her sketchbook to record any thoughts that pop into her head.


**Collecting Colour in my Moodboard Book**



Surface pattern designer Rachel Parker shows us how she collects colours from magazines to inspire new and exciting designs.

**Make Your Own Sketchbooks**

**Make a hole punch sketchbook**



A hole punch sketchbook is quick and easy to make. They are an excellent and cost effective way to use up old papers.

**make an elastic band sketchbook**



Elastic band sketchbooks are cheap to make, and easy to personalise. They are great “starter” sketchbooks.

**make a simple folded sketchbook**



**Making a small “booklet” sketchbook out of a single piece of paper is a handy trick to have up your sleeve!**

**make a folded sketchbook**



**Paula shares a simple way to make an**

artist's book, suitable for children aged 5 and upwards.

making a scroll drawing



Try something new by creating one long drawing with this scroll sketchbook.

making a backwards sketchbook



These sketchbooks are a great way to both store your drawings, and to help learners reflect upon and rework existing drawings.

making spaces & places in sketchbooks




In this resources we share how you can personalise a bought sketchbook by adding elements.

## Fill Your Sketchbooks


Turkish map fold





Use this paper folding technique to create concertinas of personal designs. This project can be expanded or simplified for different age groups.

## Landscape Concertina



Make and fill a concertina sketchbook with landscape collages and paintings.

## Exciting Colour



[Create your own colour sketchbooks inspired by Rachel Parker.](#)

## EYFS & SEND

### Marbled Hole Punch Sketchbook



Create a marbled cover design for hole punch sketchbooks.

**Explorer's Books: Collecting Colour**



Create a calico sketchbook and fill it with lots of different materials and colours.

<< Discover video enabled resources exploring other disciplines <<