

Video Enabled Resources: Materials

[<< Discover video enabled resources exploring other disciplines<<](#)

Go back to basics and start your exploration by rediscovering what a drawing tool is and can be with '[What is a Drawing Tool?](#)'

Watch the videos below to explore the mark-making potential of different materials, from graphite to ink.

Explore Materials

Introduction to Graphite



[Find out about the different forms](#)


graphite can be found in and how they can be used in drawings.

Introduction to Pens



Artist Lance Richardson shows you a variety of pens and the different marks that can be achieved.

Introduction to Charcoal




Lance Richardson introduces you to the various types of charcoal and the different properties of each one.

Introduction to Colour Pencils



Explore all the different ways that colour pencils can be used.

Introduction to Chalk Pastels



Lancelot Richardson introduces you to a range of chalk pastels and demonstrates their different properties.

Introduction to Ink



Lancelot Richardson introduces you to ink and the different ways you can use it.


Home Made inks



In this video, printmaker Scarlett Rebecca shows you how you can make your own inks from the plants around you.

EYFS & SEND

Drawing with Soft pencil



Soft pencil (or graphite) provides us with a range of opportunities for exploration of mark making in the classroom.

Explore Wax Crayon



Explore the potential of wax crayon to create new and exciting marks using techniques such as wax resist and sgraffito.

Poster Paint



Explore all the different ways that poster paint can be used to create lots

of different outcomes.

Explorer's Books: Collecting Colour



Explore how various media responds on a textured calico surface.

<< Discover video enabled resources exploring other disciplines <<