


# Video Enabled Resources: Drawing

<< Discover video enabled resources exploring other disciplines<<

## Drawing Exercises & Projects

Find a range of video enabled drawing exercises and projects here

### DRAWING SPIRALS



Get participants to start making marks on the paper without mental blocks whilst engaging their whole body with this exercise.

### backwards forwards drawing



This exercise will encourage participants to think about the speed of drawing through careful observation.

## **continuous line drawing**



Continuous line drawings provide an excellent way to help children develop hand eye coordination.

## **Making Stronger drawings**




Encourage children to use the whole range of values a pencil can make – from the palest to the darkest lines.

## Analogue Drawing



Elizabeth Hammond demonstrates how to use mark making to describe emotions

## Drawing with feet



Artist Elizabeth Hammond demonstrates how to use your foot as a drawing tool

## Drawing with Sticks



Elizabeth Hammond demonstrates how to draw using a stick to give life to the marks made

## deconstructing to help you see



In this drawing/sketchbook exercise

pupils will practise close looking, and explore mark-making


## Mark-making and sound



Explore how we can use sound as a stimulus to develop the kinds of marks we can make

## EYFS & SEND

### Drawing with Soft pencil



Soft pencil (or graphite) provides us with a range of opportunities for exploration of mark making in the classroom. Open your mind as to how you might use soft pencils with your pupils

## Explore Wax Crayon




Explore the potential of wax crayon to create new and exciting marks using techniques such as wax resist and sgraffito

## DrawAble

**AccessArt DrawAble** was developed in response to the Coronavirus Pandemic, to provide schools with accessible and high quality resources

making layered portraits



In this resource, Mike Barrett shows young learners how to create a layered autobiographical portrait.

## **making a puzzle purse**



In this resource, Eilis demonstrates a method for creating an origami puzzle purse.

## **making illustrated letters**



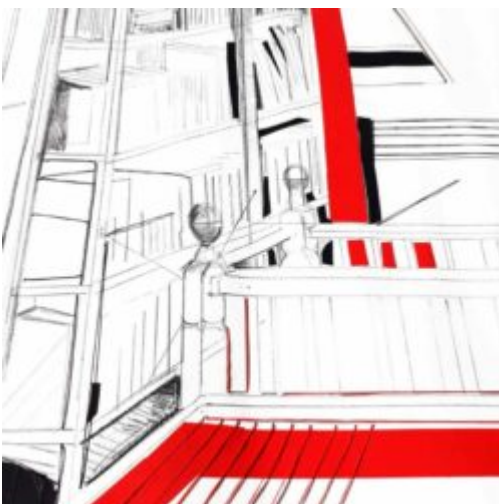
As part of DrawAble, Isobel Grant inspires children to create their own pictorial letters.

## creating a book world



Illustrator Rose Feather shares her passion for using images to tell and share stories.

## straight line drawings



This resource by Lorna Rose inspires



children and teenagers to create drawings of indoor or outdoor environments, using straight lines.

## **my tiger sketchbook**



Illustrator Inbal Leitner shares her passion for illustrating poems and stories using sketchbooks.

## **making gifs**



Inspire children and teenagers to make their own gifs – including a paper version for those who don't have access to digital.

## **global paintings**



Explore the properties of watercolour or ink to create these abstract globe-like images with Stephanie Cubbin.

## Let me inspire you: tonka uzu



Artist Tonka Uzu shares what inspires her illustrations.