

Tool Box: Making Games (DT Project)


Tool Box is a series of digital resources aimed at enabling an exploration of Design and Technology in primary schools (Key Stage 2).

The Tool Box series of resources focuses around the design, building and marketing of games which can be used in school fetes or on fundraising days. The project encourages pupils to explore "design through making", and enables an exploration of materials and how to manipulate those materials through the use of simple tools.

Tool Box comprises of a series of videos/teachers notes and digital modules all of which can be accessed from this page.

Please scroll right down the page to access all resources for teachers and pupils.

Teachers can [email AccessArt](#) with images of games made by pupils as a result of Tool Box. We'd love to hear from you!



Tool Box: Notes for Teachers

Notes for Teachers



[Project Introduction, Intention and Outcome](#)

Find out more about the Tool Box project and how it might work in your classroom

[Read More!](#)

Tools & Materials List



[Project Preparation](#)

What do you need to do to prepare for the project?

[See the list!](#)

The ABC of Tools



[Download a Visual PDF which you can display in your classroom](#)

Familiarise pupils with simple tools and how to use them

[Download the PDF!](#)

Tool Tips!



[Quick videos which describe how to use simple tools!](#)

How to use pliers, cut wood, sand wood, use a hammer!

[See the videos!](#)

Tool Box: Resources for Pupils to use in the Classroom

1. Welcome to Tool Box



[Find out what the Tool Box Project is all about by watching two videos, including](#)

one about “design through making”

Watch the video!


2. Collecting Materials



You can use a wide range of materials to make your games! Watch the video and think about which materials you would like to use

Watch the video!

3. Gathering Tools



What kind of tools might you use in the

[project? Watch the video to find out](#)

[Watch the video!](#)


4. Getting Started



[How will you actually get started to design and make your game? Watch the video here to find out...](#)

[Watch the video!](#)

5. Find YOUR materials!



[Gather your materials and start building!](#)

[Watch the video here and get going!](#)

[Watch the video!](#)

6. Testing Testing Testing



[Testing is not something that comes at the end! Watch this video and find out how and why to test as you go along...](#)

[Watch the video!](#)

7. Miss, I've Finished!



[When you think you have finished, it's time to ask others what they think! Watch](#)

[the video here to find out why](#)

[Watch the video!](#)

8. Sell, Sell, Sell



[You've finished the game! Watch the video here and then you can make posters and tickets and get others to play your game!](#)

[Watch the video!](#)