

# Teachers Play with Plasticine to Make Prints in the Education Room at the Fitzwilliam Museum, Cambridge

This post follows on from [Gathering Marks and Tearing Paper to Appreciate Prints by Goya, Turner and Cornelius at the Fitzwilliam Museum, Cambridge](#) and [Monoprinting Inspired by Goya, Turner and Cornelius in the Education Room](#), and shows how teachers used Plasticine to print textures. The session was facilitated by [Paula Briggs](#) and [Sheila Ceccarelli](#) from AccessArt and [Kate Noble](#) from the [Fitzwilliam Museum, Cambridge](#).




Making Prints from Plasticine

---

## ***Printing with Plasticine***

Following on from exploring Monoprinting, teachers enjoyed the change in scale, back down to a more intimate process. Like Monoprinting this session relied on an openness to experiment, and a 'trial and error' approach, to find how to get the best results.

Using Plasticine and Ink Pads, this this technique was explored as an accessible and clean printmaking approach, easy to take into the classroom with small groups of children and highly suitable for those working in SEND.



Push an Object into the Plastacine






Press the Plasticine onto an Ink pad




Place the Plasticine down onto the Paper and use a

Roller to apply Pressure



Print Revealed





Prints




String





Pressing a Seedhead into Plasticine



Seedhead Print



Altering the Shape of the Plasticine Plate





Plasticine Prints





## Plasticine Prints

Many thanks to the teachers who participated in this InSET training session for sharing their ideas and processes with AccessArt and the Fitzwilliam Museum, Cambridge.

Many thanks to [Ruth Purdy](#) for her work with SEND and sharing this process with AccessArt.

Photographs by Paula Briggs.

The  
Fitzwilliam  
Museum  
CAMBRIDGE



UNIVERSITY OF CAMBRIDGE  
MUSEUMS  
& BOTANIC GARDEN



Supported using public funding by  
ARTS COUNCIL  
ENGLAND



**UK Charity AccessArt created this resource in collaboration with the**

**Fitzwilliam Museum, Cambridge.**

**AccessArt has over 850 resources to help develop and inspire your creative thinking, practice and teaching.**

**AccessArt welcomes artists, educators, teachers and parents both in the UK and overseas.**

**We believe everyone has the right to be creative and by working together and sharing ideas we can enable everyone to reach their creative potential.**

**See This Resource Used In Schools...**





# You May Also Like...

Pathway: Simple Printmaking



[Featured in the 'Simple Printmaking' pathway](#)

PRINTING PROCESSES USING EVERYDAY MATERIALS



# TEACHERS EXPLORE 'LINE AND SHAPE' AT THE FITZWILLIAM MUSEUM

