

Talking Points: Chris Kenny

A collection of sources and imagery to explore the work of Chris Kenny.

Please note that this page contains links to external websites and has videos from external websites embedded. At the time of creating, AccessArt checked all links to ensure content is appropriate for teachers to access. However external websites and videos are updated and that is beyond our control.

Please [let us know](#) if you find a 404 link, or if you feel content is no longer appropriate.

We strongly recommend as part of good teaching practice that teachers watch all videos and visit all websites before sharing with a class. On occasion there may be elements of a video you would prefer not to show to your class and it is the teacher's responsibility to ensure content is appropriate. Many thanks.

If you are having issues viewing videos it may be due to your schools firewall or your cookie selection. Please check with your IT department.

This resource is free to access and is not a part of AccessArt membership.

AGES 5-8

AGES 9-11

FREE TO ACCESS


Twigs

Chris Kenny works with humble, found materials: fragments excised from books or maps, discarded photographs or books, and fine twigs. He transforms these constructing fragile pertinent worlds that provoke wonder, humour or pathos.

Please note that that there are swear words on the artists website so you may not want to ask pupils to research by their own accord.



Twenty Twigs 2021 36 x 36 x 5 inches Construction with cut twigs By Chris Kenny




Twelve Twigs 2012 construction with twigs 22 x 22 x 3" by Chris Kenny

Questions to Ask Children

Describe what you see.

What could the stick people be doing?

Which is your favourite stick man? Why?



Noli Me Tangere (After Veronese) 2016 construction with found twigs 27 x 27 x 3" by Chris Kenny

Questions to Ask Children

What do you think is happening in this image?

How does this image make you feel?

How do you think the artist created this stick image? Do you think he planned the image with a pencil or just start making?

Maps



Mexico Triptych, Second Panel 2018 Construction With Map Fragments 36 x 36 x 3 by Chris Kenny



Maidenhead Thicket 2011 construction with map fragments by Chris Kenny



Elsewhere 2014 18 x 18 x 3 construction with map fragments by Chris Kenny

Questions for Children...

Describe what you can see.

Do you like this work? Why?

How does it make you feel?

Which map is your favourite and why?

How much does Chris Kenny reveal about himself through the map?

Can you spot any symbols or visual metaphors?

This Talking Points Is Used In...

Pathway: Typography and Maps



[This is featured in the 'Typography and Maps' pathway](#)

Pathway: Stick Transformation project

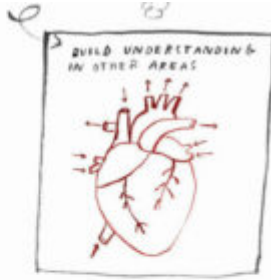



This is featured in the 'Stick Transformation Project' pathway

using sketchbooks to make visual notes



Show me what you see



SHOW ME WHAT YOU SEE METHODS:

1) GUIDE FORMS



2) RULES



3) CHALLENGE EXPECTATIONS

