

How I Use Sketchbooks & Drawing

By [Scarlett Rebecca](#)

In this post printmaker Scarlett shows us that a sketchbook is for more than just drawing. It is a place to remember loved ones, to generate new ideas and to spend a few hours simply enjoying some mindfulness. Find out how Scarlett uses her sketchbook to set drawing challenges, write down recipes and to understand the world around her better.

The full video is available to [full members](#) below.

	Please log in here to access full content.
Username	<input type="text"/>
Password	<input type="password"/>
	<input type="button" value="Login"/> <input checked="" type="checkbox"/> Remember me
	Forgot Password

To access all content, I would like to join as...

An Individual



Creative practitioners, educators, teachers, parents, learners...

[From £3.50](#)

An Organisation...



Schools, Colleges, Arts Organisations: Single and Multi-Users
From £42

AccessArt is a UK Charity and we believe everyone has the right to be creative. AccessArt provides inspiration to help us all reach our creative potential.

Kitchen Lithography

See This Resource Used In Schools...







What Is A Drawing Tool?

How Do We Look At Contemporary Sculpture: Meg Klosterman

Turkish Map Fold


What We Like About This Resource...

“This activity is a great example of how we can use paper as the focus of creativity. Often we use paper purely for drawing or painting on, but here, it is central to the activity itself. While these particular folded sculptures have their roots in Turkish culture, you could still deliver the activity if looking at things like Origami too, thus linking it across different cultures” –


Rachel, AccessArt

You Might Also Like...

Puzzle Purses Part 1



Puzzle Purses Part 2



Paperback Figures



DrawAble: My Tiger Sketchbook by Inbal Leitner

What We Like About This Resource...

“This resource is a lovely example of how words and text can generate ideas, which can then be transferred to paper. Working in this way with children is a great way for them to engage with literature – and to have an individual response. Try reading poems out loud to a class and ask them to list all the images that spring to mind before exploring those images through drawing”. – Rachel,

AccessArt

You May Also Like...

Pathway: Telling Stories through drawing and making



[This is featured in the 'Drawing Stories Through Drawing and Making' pathway](#)

Rosie Hurley: Esio Trot



Poetry and Printmaking



Found Poetry



DrawAble: The Secret Powers of Sketchbooks

[By Jo Blaker](#)

Sketchbooks are powerful tools. Enjoy these three videos in which Jo Blaker shares why sketchbooks have secret powers.

If you are having issues viewing videos it may be due to your schools firewall or your cookie selection. Please check with your IT department.

Sketchbook Powers Number 1 &

2

Secret powers numbers 1 and 2: Jo describes how sketchbooks can be a door into a hidden world, and a place to explore what you feel like as a person.

Sketchbook Power Number 3

Secret power number 2: Sketchbooks can be a weapon; a weapon you can use to fight boredom, ease anxiety, and find gratitude.

Sketchbook Power Number 4

Secret power numbers 4: Sketchbooks can be a laboratory – a safe place to experiment, test and discover.

Making Spaces & Places in a Sketchbook

Making a Simple Folded

Sketchbook

Making a Hole Punch Sketchbook

Making a Backwards Sketchbook

DrawAble: Making a Puzzle Purse with Eilis Hanson Part Two

DrawAble: Making a Puzzle Purse with Eilis Hanson Part

One

DrawAble: Making Layered Portraits by Mike Barrett Part Three

See the Resource Used in Schools...













**DrawAble: Making Layered
Portraits by Mike Barrett
Part Two**

**DrawAble: Making Layered
Portraits by Mike Barrett
Part One**

**See This Resource Used in
Schools...**



Let Me Inspire You: Mike Barrett

You May Also Like

Pathway: Exploring Identity



[This is featured in the 'Exploring Identity' pathway](#)

Talking Points: Njideka Akunyili Crosby



[Explore the work of Njideka Akunyili Crosby](#)

Talking Points: Yinka Shonibare



[See how Yinka Shonibare uses pattern to express identity](#)

DrawAble: Making Illustrated Letters by Isobel Grant

Let Me Inspire You: Emma Burleigh


You May Also Like...

Pathway: Exploring Watercolour



[Featured in the 'Exploring Watercolour' pathway](#)

Talking Points: Paul Klee



[Explore the work of Paul Klee](#)

**DrawAble: Exploring Through
Watercolour by Emma Burleigh
Part Three**

**See This Resource Used In
Schools...**





