


# Teenagers Visit Norwich University of the Arts


Many thanks to Lynne Simpkin and Sam Webber from [Norwich University of the Arts](#) for making the teenagers from the “[How to Be a Creative Producer](#)” animation project so welcome when we visited the degree show.




Fine Art Degree Show, NUA

The teenagers were given a tour of the animation, architecture, photography, fine art, games art and design, VFX, illustration, and graphic communication shows, seeing at first hand the ethos of the “How to Be a Creative Producer” project at work.

The teenagers also interviewed undergraduates to create video clips which will be used in the project. The clips will be integrated into the animation they teenagers are making.



Teenagers interviewing Sculpture undergraduate at NUA



Sculpture Degree Show NUA



Architecture Degree Show NUA



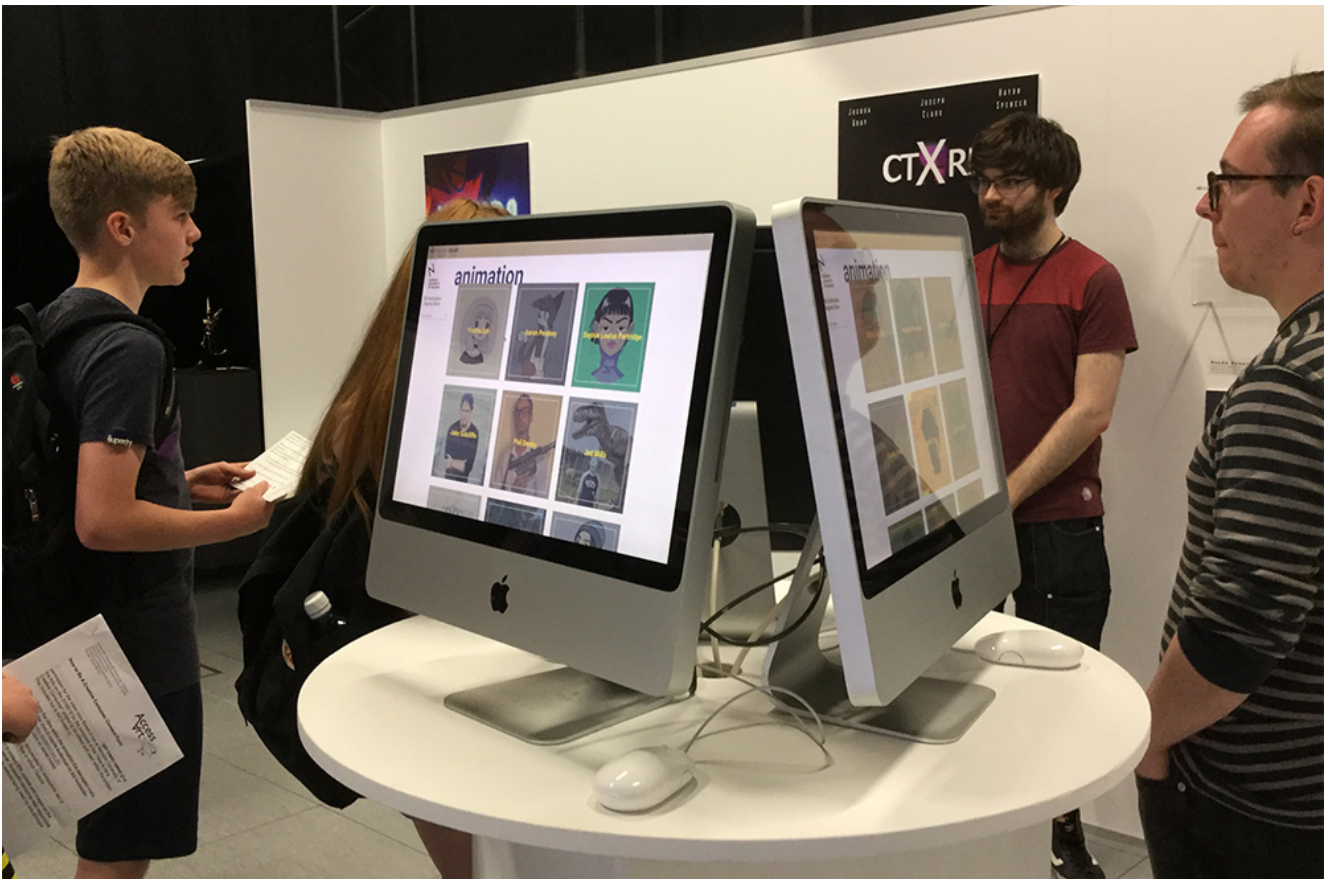
Interviewing Architecture undergraduate NUA



Architecture NUA



Interviewing Animation undergraduate NUA



Interviewing Animation undergraduate NUA



Games and Game Art NUA



Interviewing Games undergraduate NUA





Playing the game made by the interviewee



Inspired?

## Ways to Join In!

Take two minutes out of your day to inspire the next generation of creatives! [Find out how you can submit your voice here.](#)

Follow the project on Instagram: [accessartorguk](#)  
[#TeenageCreativity](#) [#HowToBeACreativeProducer](#)

Sign up below to receive be updated as the How to Be a Creative Producer project progresses. AccessArt promises not to share your information with anyone else and you can unsubscribe at any time!

[si-contact-form form='35']

---

## Project 13

AccessArt Artist Rowan Briggs Smith shares her ideas and outcomes behind Project 13, and AccessArt Artist Mitch composes music to accompany the paintings.

---

## Sculpture from Sculpture

Inspired by sculptures by Henry Moore, Barbara Hepworth and Jacob Epstein and looking at 'inside' and 'outside' shapes, students created their own constructions with help of artist Anne-Louise Quinton.

---

# **An Exploration of Artwork by Shepard Fairey**

---

## **Screen Printing with Screen Mesh: Screen Printing Hack**

---

## **Find Your Message (To The World)**

### **You May Also Like...**

**Pathway: Print & Activism**



[This is featured in the 'Print & Activism' pathway](#)

**Talking Points: Luba Lukova**



**Talking Points: Faith Ringgold**



**Talking Points: Kate DeCiccio**



**Talking Points: Shepard Fairey**



---

## **Shepard Fairey, Propaganda Art, Screen Printing & Teenagers! Collection Page**

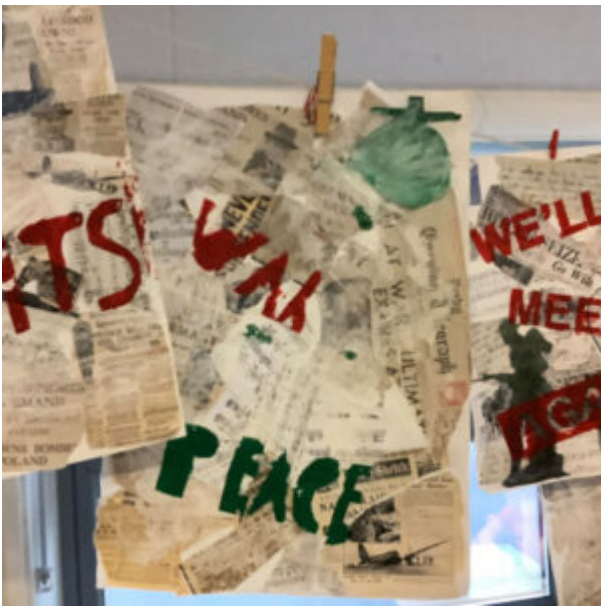
---


**Teenagers Make Propaganda Art Inspired by Shepard Fairey**

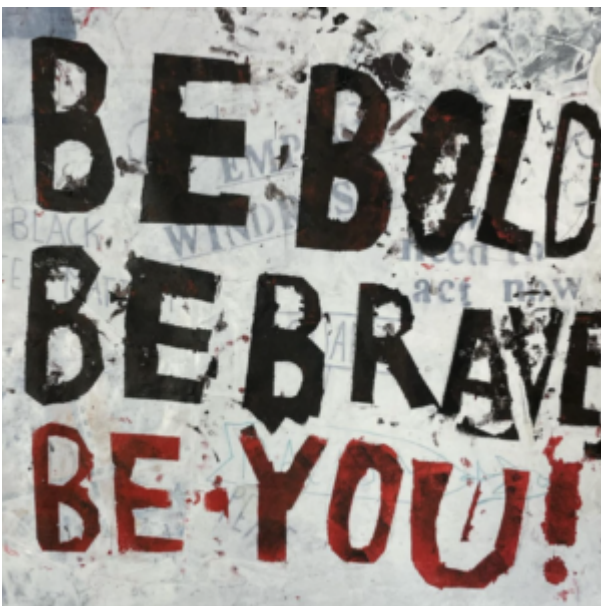
# See This Resource Used In Schools...


















## You May Also Like...

Pathway: Print & Activism



[This is featured in the 'Print & Activism' pathway](#)


Talking Points: Luba Lukova



**Talking Points: Faith Ringgold**



**Talking Points: Kate DeCiccio**



## Talking Points: Shepard Fairey



---

**Screen Prints Inspired by  
Shepard Fairey**



---

# **#BeACreativeProducer Workshop with Primary-Aged Children**

---

## **Dancing Bones**

Inspired by real anatomical drawings of human, ape, cat, lion, horse and dog skeletons, teenagers build 'life size' and 'oversize' collages of 'dancing skeletons' – This workshop was led by artist Melissa Pierce Murray

---

## **Exploring Primary Colours and Progressing from Powder Paint to Gouache and Acrylic**

This resource is based on methods shared, during an AccessArt InSET session, for primary school teachers at New Hall School, Chelmsford, to ultimately enable their pupils to develop colour skills. Teachers explored using their intuition and experience to mix primary colours, creating coloured swatches, that matched the colours of spring flowers, whilst comparing painting mediums. By Sheila Ceccarelli

---

# **The AccessArt Village and How a Small Idea can be Big**

Sheila Ceccarelli from AccessArt leads year nine students from Frances Bardsley Academy for Girls on a collective drawing and collage experience exploring the #AccessArtVillage in BRG Brentwood Road Gallery. Students absorb this stunning collection of sewn houses and inspired by thread and stitches, make their own creative responses.

---

## **Working with Ink**

In this one hour session, led by artist Melissa Pierce Murray, students explore techniques and properties of Quink and Black India Inks, and how to build up a drawing using the medium.

---

## **Installing Artwork in “To Scale” Gallery**

---

**Composite Still Life Studies  
in Candlelight**

---

**Sketchbooks Made with  
Screenprinted Papers**

---

**Animated Walk Cycle**

---

**Using Sketchbooks to Take  
Ownership of Ideas**

---

**Be Inspired to Inspire**