

Gabby Savage-Dickson: Etching

By Gabby Savage-Dickson

Gabby Savage-Dickson is a multidisciplinary artist who recently graduated from Manchester School of Art. In this interview she shares her love for story telling through etching, and tells us about her traditional printmaking process. This post may be of interest to those at secondary school.



	Please log in here to access full content.	
Username	<input type="text"/>	<input type="text"/>
Password	<input type="text"/>	<input type="text"/>

	<input type="button" value="Login"/> <input checked="" type="checkbox"/> Remember me
	Forgot Password

To access all content, I would like to join as...

An Individual



Creative practitioners, educators, teachers, parents, learners...

From £3.50

An Organisation...



Schools, Colleges, Arts Organisations: Single and Multi-Users
From £42

AccessArt is a UK Charity and we believe everyone has the right to be creative. AccessArt provides inspiration to help us all reach our creative potential.

What We Like About This

Resource...

“These are such beautiful and evocative images – certain to inspire. There is a lot of potential for schools to explore Gabby’s work as a way to inspire pupils to create their own imagery inspired by literature, or inspired by imaginative writing by pupils.

Although etching might not be particularly accessible to many schools, there are low tech ways of approaching the process (see below) which mean pupils can explore similar ways of working in the classroom.” *Paula, AccessArt*

You May Also Like...



[Dry Point Etching](#)



Printmaking Using Packaging



MonoPrinting with Carbon Paper

Ethos: Learning From

Participants

The Art Of Zines

You Might Also Like...

Pathway: Print & Activism

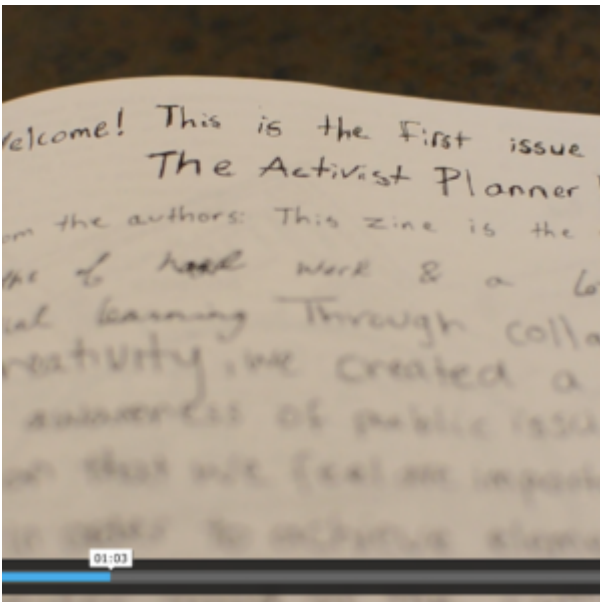


[This is featured in the 'Print & Activism' pathway](#)

Talking Points: Luba Lukova




Talking Points: What is a Zine?



Making Large Scale, Screenprinted, Collaged, Co-Created Campaign Posters!



Making an Artist's Book



Book Artists



**Connecting With Nature
Through Art**

Redesigning Food Packaging

You May Also Like...

Pathway: 2D Drawing to 3D Making



[This is featured in the '2D Drawing to 3D Making' pathway](#)

Talking Points: Packaging Design



What is Typography

Purse with Eilis Hanson Part One

Let Me Inspire You: Emma Burleigh


You May Also Like...

Pathway: Exploring Watercolour



[Featured in the 'Exploring Watercolour' pathway](#)

Talking Points: Paul Klee



[Explore the work of Paul Klee](#)

**DrawAble: Exploring Through
Watercolour by Emma Burleigh
Part Three**

**See This Resource Used In
Schools...**









DrawAble: Exploring Through Watercolour by Emma Burleigh Part Two

See This Resource Used In Schools...









**DrawAble: Exploring Through
Watercolour by Emma Burleigh
Part One**

**Drawable: Globe Paintings by
Stephanie Cubbin**

“Missing You” – Pavement Art Response to #SchoolclosureUK

Walking and Drawing

Children’s Community Project

Foreshortened Sketches

The Making of: “Being Creative Builds Your Sense of Self”: A Simple Building Block Animation

Be inspired to make a simple stop motion animation using building bricks!

Animation Software

Simple advice to help you chose and use accessible animation software and hardware. No experience needed!

The Making of: “Everyone Else is Better Than Me!”

Simple animation technique using a vegetable, but a great example of how a clear message and thoughtful animation can communicate emotion.