

# Gilding and a 'Touch of Gold'

By Paula Briggs

Gilding has been used extensively over the centuries in ecclesiastical art to demonstrate the importance of an object or what that object represents.

Paula Briggs shows how pupils at [Bourn Primary Academy](#) how to use gold leaf on [Plaster Reliefs](#) which they made in an all day session.



Gold leaf applied to a cast of an artichoke by a year six pupil at Bourn Primary Academy

---

	<b>Please log in here to access full content.</b>
--	---

Username	<input type="text"/>
Password	<input type="password"/>
	<input type="button" value="Login"/> <input checked="" type="checkbox"/> Remember me
	<a href="#">Forgot Password</a>

**To access all content, I would like to join as...**

**An Individual**



Creative practitioners, educators, teachers, parents, learners...

**From £3.50**

**An Organisation...**





Schools, Colleges, Arts Organisations: Single and Multi-Users  
[From £42](#)

***AccessArt is a UK Charity and we believe everyone has the right to be creative. AccessArt provides inspiration to help us all reach our creative potential.***

---

---

# Painting on Glass

---

## Creating Decorative Designs From Birds: Mark Making, Texture and Pattern by Andrea Butler

### You May Also Like...

Pathway: Making Birds



[Featured in the 'Making Birds Pathway'](#)

## Talking Points: Inspired by Birds



---

**Emma Copley – Painting a Still Life and Seeing Colour**


---

**Cut Paper Collage Still Life**

**See This Resource Used In Schools...**

















# You May Also Like...

Pathway: Exploring Still Life



[This is featured in the 'Explore Still Life' pathway](#)

talking points: Flemish and Dutch Still Life Painters





## Talking Points: Paul Cezanne



## talking points: Contemporary still life



---

## Nest

# See This Resource Used in Schools...









## You May Also Like...

Pathway: Sculpture, Structure,  
Inventiveness & determination



[This is featured in the 'Sculpture, Structure, Inventiveness & Determination' pathway](#)

# Talking Points: What can we learn from birds



## Drawing source material: nests



# Painting on Plaster, Inspired by Vincent Van Gogh

Beautifully illustrated resource which introduces still life via an unusual combination of materials: plaster, oil pastel, graphite and linseed oil.

---

## Layered Colour Gestural Drawing

Using colour to help develop gestural drawing skills. [Full AccessArt Members Only](#)

---

## Drawing Skulls in Candle Light

Teenagers learn about chiaroscuro drawing zoological skulls, on loan from University Museum of Zoology, Cambridge, illuminated by candle light. [Full AccessArt Members Only](#)

---



# **Drawing Skulls in Black Pen**

Using black pen and line to explore skulls on loan from the University Museum of Zoology, Cambridge

---

# **Drawing Shells On Loan From The University Museum of Zoology, Cambridge**

Teenagers experiment to make small marks in pencil or ink of shells on loan from the University Museum of Zoology, Cambridge

---

# **Watercolour Washes Inspired by the Tapestries of Henry Moore**

Introducing children to working with a restricted palette of watercolours.

---

# Still and Dynamic Drawing: Making Magic Spells!

Exploring how “still” drawings can be transformed into “dynamic” drawings through a shared process. [Full AccessArt Members Only](#)

---

## Drawing Fish with Pen, Pencil and Watercolour

Using a variety of materials and drawing exercises to help focus our observation skills. [Full AccessArt Members Only](#)

---

## The Electric Shades of Coloured Biro

Using colourful biro pens to make translucent drawings. [Full AccessArt Members Only](#)

---

# Drawing Glass: Exploring a Still Life with Tracing Paper

Using tracing paper to help children explore the translucency of glass, composition and aerial perspective. [Full AccessArt Members Only](#)

---

# Tackling Still Life for Children Part 2 – Building a Drawing from the Ground Up

Using shadows to help “ground” still life objects. Part 2 of a 3 stage exploration of still life for children. [Full AccessArt Members Only](#)

---

# Tackling Still Life for Children Part 3 – Acrylic Painting

Part 3 of our 3-stage exploration of still life with children: mark making with acrylics. [Full AccessArt Members Only](#)

---

# Halloween Still Life Using Acrylic Paint

Death and decay, deep autumn colours and contrasts, pumpkins, roses, candle light; bright splashes of colour in subdued light. All inspiration on tap for an autumnal still life. [Full AccessArt Members Only](#)

---

# Drawing Insects in Black Pen

Using a continuous line and black pen – How far to push a drawing? [Full AccessArt Members Only](#)