

Adapting AccessArt: Colour and Composition

By Yu-Ching Chiu

In this resource, artist and artist educator Yu-Ching Chiu shares her adaptation of the [Manipulating Forms in Landscape Painting](#) resource. This resource highlights that observation doesn't always have to be close and detailed, and that colour and shape can be used to build interesting compositions. Yu-Ching works across pre-university Foundation level, however, her adaptations could be translated across a variety of ages.



	Please log in here to access full content.	
Username		<input type="text"/>
Password		<input type="password"/>
	<input type="button" value="Login"/>	<input checked="" type="checkbox"/> Remember me
	Forgot Password	

To access all content, I would like to join as...

An Individual



Creative practitioners, educators, teachers, parents, learners...

From £3.50

An Organisation...



Schools, Colleges, Arts Organisations: Single and Multi-Users
From £42

AccessArt is a UK Charity and we believe everyone has the right to be creative. AccessArt provides inspiration to help us all reach our creative potential.

You May Also Like

Manipulating Forms in Landscape Painting



Layered Colour Gestural Drawing



Cut Paper Collage Still Life



Painted and Sculptural Plant Pots

You Might Also Like...

Drawing and Making Flowers



Painting on Plaster Inspired by Vincent Van Gogh



Cut Paper Collage Still Life



Working on Black Paper

You Might Also Like...

Drawing Spirals



Thinking Silhouettes



Painting with Poster Paint



Session Recording: Expressive

Painting

Drawing With Your Feet

What We Like About This Resource

“I love this resource because I can picture the energy in the classroom whilst students enjoy the process of mark-making using their feet. Creating drawings with parts of the body other than hands can be really freeing; students will hopefully look at their drawings in a less critical way, with the emphasis of the activity being more about the process than the outcome. It might be a nice addition to use a viewfinder to zoom in on areas where the marks collide in interesting ways” – Tobi, AccessArt.

Still Life Compositions:

Inspired by Cezanne

What We Like About This Resource...

“This activity walks through a number of different processes and taps into multiple skills. This provides a rich exploratory project for children to fully immerse themselves in. Cezanne was the focus artist for this project, but other contemporary still life painters could be used as starter inspiration. We actually advocate showing the work of more than one artist as this builds knowledge of how approaches to painting, drawing etc differ. This also helps children move towards a personal response rather than creating a ‘copy’ of one particular artist’s work” – Rachel, AccessArt

You Might Also Like...

Pathway: Exploring Still Life



[This is featured in the 'Explore Still Life' pathway](#)

talking points: Flemish and Dutch Still Life Painters



Talking Points: Paul Cezanne



talking points: Contemporary still life



Which Artists: Jason Line

What We Like About This Resource....

“It’s always so inspiring to hear how different artists work and we particularly like the detailed references Jake makes to his process – marking out the composition using neutral tones; adding and taking away compositional elements and gradually building in more colour and detail. Delivering a still life session in a classroom could begin with this process and encourage the practice of looking at positive and negative space. Some suggested resources below also touch on this”. – *Rachel, AccessArt*

You Might Also Like....



[Tackling Still Life for Children](#)



Drawing Negative Space



Visual Arts Planning: Still Life

Be Inspired by Flowers in a


Glass Vase by Jan Davidsz de Heem

This resource looks at 'Flowers in a Glass Vase' by the Dutch painter, Jan Davidsz de Heem (1606-1684), on permanent display at the Fitzwilliam Museum, Cambridge, and how it might inspire your own creative responses and experimentation with colour.

Drawing Small

You May Also Like...

Pathway: Exploring the world through mono print



This is featured in the 'Exploring The World Through Mono print' pathway

Drawing Large



Nib & Ink Mark Making Still Life

**Many thanks to accessArt Young Artist
Rowan Briggs Smith**

Young Artists



Exploring Primary Colours and Progressing from Powder Paint to Gouache and Acrylic

This resource is based on methods shared, during an AccessArt InSET session, for primary school teachers at New Hall School, Chelmsford, to ultimately enable their pupils to develop colour skills. Teachers explored using their intuition and experience to mix primary colours, creating coloured swatches, that matched the colours of spring flowers, whilst comparing painting mediums. By Sheila Ceccarelli

Wax Resist Autumn Leaves by Rosie James

See the Resource Used in Schools...






You May Also Like...

Pathway: Explore and Draw



Featured in the 'Explore and Draw' Pathway

Talking Points: Artists as Collectors and explorers



Talking Points: What is Composition




Graphic Inky Still Life!

See This Resource Used In
Schools...







You Might Also Like...

Pathway: Exploring Still Life



[This is featured in the 'Explore Still Life' pathway](#)

talking points: Flemish and Dutch Still

Life Painters



Talking Points: Paul Cezanne



talking points: Contemporary still life



Arts and Minds: Feeling Through Drawing

Filling a Sketchbook: Ruler Drawings


You May Also Like...

Pathway: Exploring Form Through Drawing



[This is featured in the 'Exploring Form Through Drawing' pathway](#)

The drawing journey



See Drawing Projects for Children for more Drawing Exercises



50 Minutes Looking and Sketching Autumn Leaves

With rich colours and shapes everywhere, a wonderful opportunity to use sketching to tune into this beautiful time of the year.

Developing Sketchbook Work with Pink Pig Sketchbooks

Find more drawing and making ideas!



[Drawing Projects for Children and Make, Build, Create. Blackdog Publishing 2015/2016](#)

Bold Autumn Still Life

Teenagers engaged in creating bold still life drawings

Painting the Light and the Dark...

Show Me The Shadows