


How Do We Adapt our Art Teaching to Include Children with Specific Educational Needs?

By [Clare Boreham Kerr](#)

In this [Pedagogy in 250 Words](#), SEN specialist and Art and DT Lead Clare Boreham, at Benton Dene School, shares with us the importance of adapting art lessons to include learners with different specific educational needs and discusses how she does this. Clare breaks down her approach into three key points to ensure that you, as educators, feel enabled to navigate the varied landscape of teaching and learning in SEN and that your learners can experience art in a way that works for them.

[Please log in](#) below as a member to access the video.



	Please log in here to access full content.
Username	<input type="text"/>
Password	<input type="password"/>
	<input type="button" value="Login"/> <input checked="" type="checkbox"/> Remember me
	Forgot Password

To access all content, I would like to join as...

An Individual



Creative practitioners, educators, teachers, parents, learners...

From £3.50

An Organisation...



Schools, Colleges, Arts Organisations: Single and Multi-Users
From £42

AccessArt is a UK Charity and we believe everyone has the right to be creative. AccessArt provides inspiration to help us all reach our creative potential.

“Acts of Kindness” Workshop

Adapting AccessArt: Playful Making Inspired by Nnena Kalu

You May Also Like

Roots to shoots



Prompt cards for making



coat-hanger shells



**EYFS & SEND: Resources &
Skills Editable Document**

T-Shirt Paintings

DALER 
ROWNEY



You May Also Like...

Transforming Objects



Autumn Floor Textiles



Collecting, Arranging, Drawing




Printing with String

DALER 
ROWNEY



You May Also Like...

Repeat Pattern Printing Roller



Modroc Plasterboard



Imaginary Landscapes

DALER 
ROWNEY



**See This Resource Used In
Schools...**





You May Also Like

Lets start with collage



Insect hotels




Marbled Hole Punch Sketchbook

DALER 
ROWNEY



You May Also Like

folded sketchbook



buying and making sketchbooks



the sketchbook journey



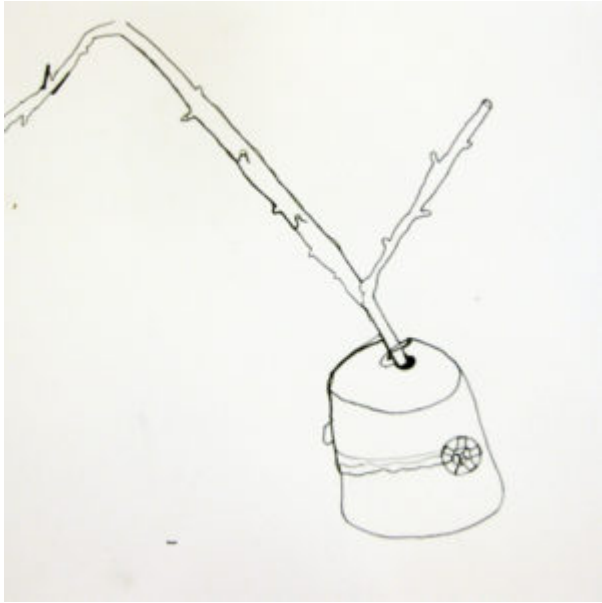
Insect Hotels

You May Also Like

patterns with nature



Continuous Line Drawings of sticks



Making a Mask from Sticks and Tissue Paper



Top Tips for Cardboard Creations

DALER 
ROWNEY



See This Resource Used In Schools...



You May Also Like

Creating a book world



World in a matchbox



Insect hotels



Pedagogy in 250 words: Making is hard



Prop Making for Toys



Let's Start With... Collage

DALER 
ROWNEY



You May Also Like

imaginary landscapes



Finding Circles

You May Also Like...

Why visual literacy is an important skill



[Find out how you can encourage the development of visual literacy skills](#)

Drawing Spiral Snails



[Explore spirals found in nature with this mixed media workshop](#)

Drawing Spirals



[Explore drawing using whole body movements](#)

Autumn Floor Textiles



DALER 
ROWNEY

Prop Making for Toys

DALER 
ROWNEY



You May Also Like...

Creating a book world



Pedagogy in 250 words: Making is hard



World in a matchbox



Top tips for cardboard creations



Explorer's Books: Collecting Colour

DALER 
ROWNEY



You May Also Like...

T-Shirt Paintings



In this resource aimed at EYFS and SEND groups, learners will have the opportunity to design and wear their own T-shirt

Autumn Floor Textiles



Use a variety of different materials on calico as well as use new techniques such as wax resist

Marbled Hole Punch sketchbooks



Create simple and inexpensive sketchbook
made up of old paper

**Collaging with Wax Crayon
Rubbings**

DALER 
ROWNEY



You May Also Like...

Transforming Objects



Autumn Floor Textiles



Imaginary landscapes



Repeat Pattern Printing
Roller

DALER ROWNEY



You May Also Like...

Printing with string



Explore 3 different methods of printing with string

Modroc Plasterboard



Mold modroc over found materials to create textured plasterboards

Which Artists: Ava Jolliffe

Making Musical Instruments

What We Like About This Resource...

“It’s great to see music being explored in this way, and combining it with making creates a really interesting immersive project. This activity would work well as part of an extended project looking at musical instruments around the world and some of the natural materials they are made from.” – *Rachel, AccessArt*

You Might Also Like...

Pathway: Music and art



This is featured in the 'Music and Art' pathway

talking points: wassily Kandinsky



drawing source material: orchestras



A Cheerful Orchestra



Talking Points: Linda BELL



Talking Points: Nnena Kalu



**Santa comes in all Shapes and
Sizes: Yr 3 Make Bouncing**

Santas!

A fun end of term project that would also be perfect to do at home – making model Santas with character! Jan Miller share a process to make 3D model Santas using simple materials and processes. This activity can be used with children aged 7 to 14 (any KS, 2, 3 children).