

# Printmaking By Scarlett Rebecca

By [Scarlett Rebecca](#)

In this post printmaker Scarlett shows us in depth how she creates prints using Linocut and Lithography. From cutting away at Lino and setting lines in acid, to using different types of print presses, Scarlett demonstrates the steps she takes to create her work. This post would be of interest to teenagers looking to find out more about printmaking processes.

The full video is available to [full members](#) below.

---

|          |  |
|----------|--|
|          | <b>Please log in here to access full content.</b>                                    |
| Username | <input type="text"/>   |
| Password | <input type="password"/>   |
|          | <input type="button" value="Login"/> <input checked="" type="checkbox"/> Remember me |
|          | <a href="#">Forgot Password</a>  |

To access all content, I would like to join as...

**An Individual**



Creative practitioners, educators, teachers, parents, learners...

[From £3.50](#)

**An Organisation...**



Schools, Colleges, Arts Organisations: Single and Multi-Users  
[From £42](#)

***AccessArt is a UK Charity and we believe everyone has the right to be creative. AccessArt provides inspiration to help us all reach our creative potential.***

---

---

# How I Use Sketchbooks & Drawing

---

## Portrait Club

### What We Like About This Resource...


“We’re really grateful to Jake from Draw Brighton for sharing this activity which became so well received during lockdown 2020.

This is the perfect reminder that wherever we are in the digital or physical world, we have our eyes, hands and faces, and drawing provides a wonderful opportunity to come together in small groups to make sketches of each other. Use this activity as an ice breaker before a workshop, or as a transition activity between classes or events. Thank you Jake!” *Paula, AccessArt*

### You Might Also Like...

Pathway: Exploring Identity





[This is featured in the 'Exploring Identity' pathway](#)

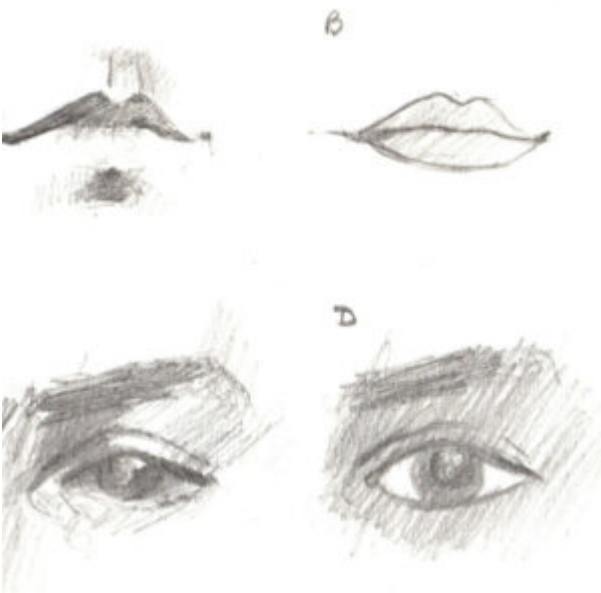
**Talking Points: Njideka Akunyili Crosby**



**Making Physical or Digital Layered Portraits**



## Introduction to Portraits



## Exploring Portraits in Graphite, Collage and Clay



---

## **Back – Painted Portraits**

How to create portraits using an effective back painted technique. A great activity to explore less traditional portraiture methods that is suitable for a wide range of primary age groups.

---

## **Spotting Potential and Nurturing a Young Talent**

### **You May Also Like...**

# Visual Arts Planning Collections: Portraits



## Assessment & Progression





# Project 13

AccessArt Artist Rowan Briggs Smith shares her ideas and outcomes behind Project 13, and AccessArt Artist Mitch composes music to accompany the paintings.

---

## Introduction to Portraits by Hester Berry

### You May Also Like...

Visual Arts Planning Collections:  
Portraits



basic concepts in drawing and painting



---

# Self Portrait in Acrylic

## You May Also Like...

Visual Arts Planning Collections:  
Portraits



## project 13



---

# Using Drawing to Get Closer to 18th Century Portraits at the Fitzwilliam Museum, Cambridge

This post shares how Paula Briggs and Sheila Ceccarelli from AccessArt and Kate Noble from the Fitzwilliam Museum, Cambridge, used drawing exercises to take a closer look at 18th Century portraits

---

# **Life Drawing: Drawing the Head by Hester Berry**

---

## **Plinth People: Sculptural Self Portraits**

Join Paula Briggs and the AccessArt Art Club for ages 8, 9 and 10 to see how to make autobiographical sculptures.

---

## **Exploring Portraits with Eleanor Somerset**

### **You May Also Like...**

**Visual Arts Planning Collections: Portraits**



**Egg Box Gargoyles**



**fruit inspired clay tiles**





---


## Drypoint Etching

### You May Also Like...

Visual Arts Planning Collections:  
Portraits



## **kitchen lithography**



## **video enabled printmaking resources**



---

## **Self Portraiture Photography**

**by Anna Linch**

---

## **Drawing Portraits: Celebrating Class Success!**

Students from AccessArt's Experimental Drawing Class work together to draw a 'Portrait of a Class' and celebrate class of 2013! [Full AccessArt Members Only](#)

---

## **Treasure Box by Kelly Richards**

---

## **Drawing Faces: Introducing Chalk and Compressed Charcoal**

Create a pile of portrait studies and experiment with working quickly and rhythmically with chalk and compressed charcoal. [Full AccessArt Members Only](#)