

Landscape Painting: A Collection of Resources by Hester Berry

In this collection of resources on landscape, artist [Hester Berry](#) encourages "looking and discovering, browsing and daydreaming". Hester discusses the work of other landscape artists, both historical and contemporary and encourages you to go out and record your impressions and experiences of the landscape in all its forms: "urban scenes, the country-side, inner-city green spaces and even the sky".

The series begins with suggestions for how to keep a sketchbook followed by exercises in drawing and painting.

We hope that these exciting resources will inspire you to experiment with materials and techniques and enable you to discover your own visual language for drawing and painting the landscape.

Introduction to Landscape by Hester Berry



[This introduction to landscape painting is an exercise in looking and discovering, browsing and daydreaming.](#)

Landscape Painting: Tone in the Landscape



[In this post Hester Berry explores tone as a crucial aspect of landscape drawing and painting.](#)

Landscape Painting: Plein Air Painting



Plein Air painting is the practice of painting outside, normally in front of one's subject.

Landscape Painting: Colour in the Landscape



Hester Berry shows how working with colour can be broken down, simplified and approached in a pragmatic way.

landscape Painting: Expressive mark Making



Practice and hone technical skills, use of tone and colour, observation and time spent in the landscape.

Introduction to Landscape by Hester Berry

**Lights | Camera | Action | we
all love glow-in-the-dark
tape! By Sara Dudman**

**Our River – Year Five Pupils
Build a Communal Drawing in
Four Steps**

**Teachers Make Mark Making
Tools and ‘Battle it Out’
with Ink on a Spring InSET
Day**

Sara Dudman & Debbie Locke:

Flock Together: Interpretation Activities

Introduction to Flock Together

[‘Flock Together’](#) was a collaborative project which explored how the artists Sara Dudman and Debbie Locke might work together to make creative contemporary artwork in response to sheep farming.

The exhibition of work took place at the Thelma Hulbert Gallery in Devon. This resource shares information about the artists, how they worked collaboratively, describes the work they produced and includes suggested activities which you may like to try in the classroom.

We hope this resource provides teachers of all key stages with access to the working practices and resulting artwork of contemporary artists, and shows you how to use their work as inspiration in your classroom.

[Understand more about how the work was created here.](#)



Get Away, Debbie Locke & Sara Dudman

Introducing the Artists: Sara Dudman & Debbie Locke

Debbie and Sara have been working together as an [artist collaboration](#) for 3 years, whilst also maintaining their own individual practice as artists. The “Flock Together” collaboration relied upon both artists bringing their diverse methods, media and techniques together to explore their shared interests in movements, relationships, behaviours and mapping.

[Find out more about Sara and Debbie](#)

Flock Together Artwork

The artwork below was created as a result of the Flock Together collaboration. You may use the images below in the classroom to inspire the activities below.



**Sheep-cam in barn 00.45 – 02.25 Debbie
Locke & Sara Dudman**



**Field-cam farmer feeding sheep
00.51-01.25 Debbie Locke & Sara Dudman**



**Sheep-cam in airfield 06.47-07.21 Debbie
Locke & Sara Dudman**



**Farmer-cam in Field 02.52 – 03.33 Debbie
Locke & Sara Dudman**

Talking Points for Pupils

“So, what are you looking at and how do you best go about understanding and responding to these abstract artworks?”

[Find out how you might talk about these images with your pupils](#)

Linking “Flock Together” to your Art & Design Curriculum

Use the buttons below to explore how you might work with pupils in each different Key Stage.



[Key Stages 1 – 3](#)



Key Stage 4



[Key Stage 5](#)

Links & Project Supporters

Flock Together artworks were originally exhibited at the Thelma Hulbert Gallery. The project has received great support from a range of partners including Arts Council England, Double Elephant Print Workshop and Somerset Film at the Engine Room who have either financially supported the project or provided technical assistance with prints and video editing.

<https://flocktogethernews.wordpress.com>

Facebook: <https://www.facebook.com/flocktogethernews>

Twitter: @flocktognews

www.debbielocke.com

www.saradudman.com

www.thelmahulbert.com

Introduction to Watercolour

You May Also Like...

Pathway: Exploring Watercolour



[Featured in the 'Exploring Watercolour' pathway](#)

Pathway: Mixed Media Land and city scapes




[This is featured in the 'Mixed Media Land and City Scapes' pathway](#)

Collection of Landscape Resources by


Hester Berry



PAINTING THE STORM AT BOURN PRIMARY SCHOOL



Talking Points: Paul Klee



part 2: Exploration of Watercolour in the studio



Painting the Storm, at Bourn

Primary Academy

3D Drawing in a Frame

Inspired by Google Earth: Making

Making models inspired by images from Google Earth.

Inspired by Google Earth: Drawing

Jo Allen and Rachael Causer: Relief Printmaking at

Ridgefield Primary School

**The Drawing Machine – A
Workshop in Perspective and
How to Look by Drawing
Machine and Sarah Wright**

**Detached and Timeless
Painting Workshop by Sara
Dudman**

**Making an Urban Landscape
Painting by James Nairne**


Layers in the Landscape by Emma Davies

You May Also Like...

Visual Arts Planning Collections:
Cardboard and paper



concertina landscapes



diary of a sculptural sketchbook



**Working WITH and IN the
Landscape by Frances Hatch**

See This Resource Used In Schools...





You May Also Like...

Pathway: using natural materials to make images



[This is featured in the 'Using Natural Materials to Make Images' pathway](#)

Talking Points: Frances Hatch




Talking Points: Anna Atkins



Talking Points: What is a cyanotype



Talking Points: Artists as explorers and collectors



**From Drawing to Collage to
Casting – Mural Design with
Primary Schools**

**See This Resource Used In
Schools...**





Responding to Place by Claire Louise Mather

Hedgerow Art by Sara Dudman

See This Resource Used In Schools...







