

Adapting AccessArt: Egypt in Ink

By Jennifer Connor

In the '[Adapting AccessArt](#)' series, we will be spotlighting teachers who have used AccessArt resources to develop their own pathways.

In this resource, Jennifer Connor, Teacher at Mitcheldean Endowed Primary School, shares with us an adaptation of the [Exploring Still Life](#) pathway to create links with a curriculum topic on Ancient Egypt. This adaptation takes place over 4 sessions. Read on to find out how Jennifer facilitated an exploration of drawing and combined it with an historical focus.



	Please log in here to access full content.
Username	<input type="text"/>
Password	<input type="password"/>
	<input type="button" value="Login"/> <input checked="" type="checkbox"/> Remember me
	Forgot Password

To access all content, I would like to join as...

An Individual



Creative practitioners, educators, teachers, parents, learners...

From £3.50

An Organisation...



Schools, Colleges, Arts Organisations: Single and Multi-Users
From £42

AccessArt is a UK Charity and we believe everyone has the right to be creative. AccessArt provides inspiration to help us all reach our creative potential.

See This Resource Used In Schools...









You May Also Like...

Graphite



ink



Graphic inky still life




Mobile Construction Methods

You May Also Like...

Pathway: Explore Sculpture Through Making a Mobile



Heavy/Light Mobile – Drawing and Making




Coat-hanger Shells



Hew Locke Inspired Boats

**See This Resource Used In
Schools...**





You Might Also Like...

Making a Treehouse



Dropped Cone Sculptures



What is Sculpture?



See This Resource Used In Schools...





Paint Your Corner Shop

See This Resource Used in

Schools...



You May Also Like...

Pathway: Festival Feasts



[This is featured in the 'Festival Feasts' pathway](#)

Talking Points: Claes Oldenburg




Talking Points: Nicole Dyer



Talking Points: Lucia Hierro



Drawing source material: Food



**Which Artists: Andrew
Amondson**

**How Do We Look At
Contemporary Sculpture:
Victoria Rotaru**

AccessArt's Prompt Cards for Making

You Might Also Like...

Pathway: Music and art



[This is featured in the 'Music and Art' pathway](#)

Pathway: Playful Making



[This resource is features in the 'Playful Making' pathway](#)


Manipulating Paper



Cardboard Sculptures



The Chair and Me



Remembrance Day Peg Soldiers

What We Like About This Resource...

"It's great to see a different approach to thinking about remembrance day. These peg soldiers are a refreshing alternative to artwork inspired by poppies. The processes involved encourage children to focus on fine motor skills: wrapping embroidery thread around the peg and creating small detailed clothes and helmets. These dolls look particularly effective when standing as a collection and would make a poignant alternative to a standard display board" – Rachel, AccessArt

See This Resource Used In Schools...






You Might Also Like...



[An Exploration of Paul Nash](#)



For Remembrance Day



World War 1 Mail Art

Outdoor Art In Urban Gardens

Which Artists: The Life & Works of Madge Gill

What We Like About This Resource...

“The life of Madge Gill that Sophie Dutton recounts here gives us real insight into the challenges that Madge Gill experienced, and how these challenges would have been common among women at the time. When we study the work of Artists, it adds a rich context to our experience of their work to consider their personal history, and helps us ask questions like ‘why do you think the Artist painted in this way or was inspired by this subject matter?’ If you introduce your class to Madge Gill, begin with looking back over her younger life to try and better understand her motivations as an Artist” – *Rachel, AccessArt*


You May Also Like...



I am AccessArt: Ann Rippin



Making Batik Textiles in the Classroom



[How I Use Drawing and Sketchbooks](#)

Which Artists: Liz West

What We Like About This Resource...

"It's really interesting to hear how the interest Liz has in the quality of light comes from a personal place and is something she has responded to since childhood. Seeing how her work has developed over the years is therefore a really positive reinforcement that individual creative journeys, where nurtured, are so central to a rich arts education. We also love hearing Liz is always

on the 'quest for knowledge' – meaning she is open to her ideas constantly evolving and the process of gathering new information and inspiration never stops!" – Rachel, AccessArt

You May Also Like...

Pathway: Brave Colour



[This is featured in the 'Brave colour' pathway](#)

using sketchbooks to make visual notes



Find out how pupils can respond to artists work in sketchbooks

Show me what you see



Enable close looking and drawing with this exercise


Lightbulb Art



Mini World Light Boxes



Visual Arts Planning: Light and Dark



Touch Wood

What We Like About This Resource...

“You can get a real sense of the environment in this post and how this could provide so much inspiration for creative projects. We are aware there the challenges to exploring the outdoors when many schools are in towns and cities. A way around this could be to have a regular collection of natural objects within the classroom and using them as a stimulus to respond creatively in sketchbooks or in extended projects” – *Andrea, AccessArt*

You Might Also Like...



[Woodland Exploration](#)



[A Passion for Woodworking](#)



Visual Arts PLanning: Tees, Forest and Landscapes

Which Artists: Su Blackwell

What We Like About This Resource...

“It’s really interesting to hear how Su’s career path evolved organically, and how experimenting with different disciplines such as ceramics and sculpture whilst studying Textiles at the RCA began her journey towards paper craft and books. We really like how the small book sculptures inspired the larger scale set designs for The Snow

Queen. They transfer so effectively to the stage and you can imagine how engaging it would be for a young audience to recognise letters and words on lampposts and other scenic elements". – *Rachel, AccessArt*

You Might Also Like...



[Creating a Book World](#)



Sketch Set Design Models



Set Design for Primary Aged Children

Which Artists: Nathan Ward

**Dropped Cone Sculptures with
Julia Rigby**

What We Like About This

Resource...

“There’s a really fun element to this activity which is you can imagine all children really enjoying! The idea of food on large scale is a great starter for a sculpture project and an early exploration of working in 3D. What’s really positive to see in this project is how the children used their sketchbooks to design their ice creams prior to working in 3D. They then had the opportunity to re visit and refine their ideas as they worked. This provides a solid foundation for the concept of design development and design through making- both of which underpin any visual arts or design project or profession. For more support on how to develop sketchbook practice in your setting please see our [Sketchbook Journey](#)” – Rachel, AccessArt

You Might Also Like...



Art Club Cafe



Communal Drawing: Summer Picnic



Redesigning Food Packaging

“Missing You” – Pavement Art Response to #SchoolclosureUK

Children’s Community Project

Mini World Light Boxes

Teacher Anna Campbell shares this beautiful resource which shares how children aged between 4 and 7 years old, made ‘Light’ boxes. This project could easily be adapted for an older class and is brilliant for SEN children/adults.

Making the Gift of Home this Winter

The AccessArt Village in the Ruskin Gallery, Cambridge and how to celebrate community, creativity and home.