

# Creating and Drawing an Art Installation

By Paula Briggs

In this session children helped create an art installation using art materials suspended from wires, in homage to our regular art classes for children aged 7, 8 and 9. Children then made studies of the installation - using continuous line drawings and then graphite and soft pastels, resulting in beautiful and dynamic sketches.



Continuous line drawing of installation

## Creating the Art Installation

We began by presenting some of the art materials that the children had used over the previous weeks in a new context -

hanging from a series of wire strings, attached to chairs. The idea was to create a characterful and intriguing display which would promote careful looking.



The installation - a collection of art materials suspended from wires

---

	<b>Please log in here to access full content.</b>
Username	<input type="text"/>
Password	<input type="password"/>
	<input type="button" value="Login"/> <input checked="" type="checkbox"/> Remember me
	<a href="#">Forgot Password</a>

To access all content, I would like to join as...

**An Individual**



Creative practitioners, educators, teachers, parents, learners...

[From £3.50](#)

**An Organisation...**





Schools, Colleges, Arts Organisations: Single and Multi-Users  
From £42

***AccessArt is a UK Charity and we believe everyone has the right to be creative. AccessArt provides inspiration to help us all reach our creative potential.***

---

---

# Drawing Hands


## You May Also Like...

Pathway: Exploring Form Through Drawing

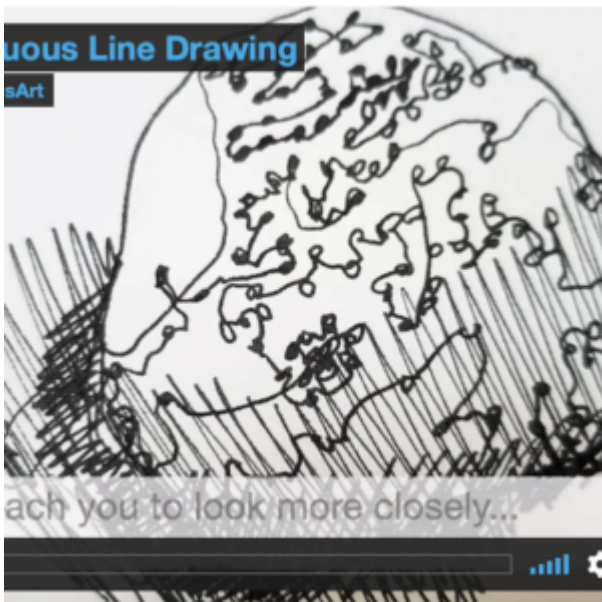


[This is featured in the 'Exploring Form Through Drawing' pathway](#)

Drawing Like a Caveman – Handprint Art



## Continuous Line Drawings



---

**Working Collaboratively in  
School: Cell Design by Karen**

# Wicks


---

## 3-D Visual Maps for Children

See the Resource Used in Schools...


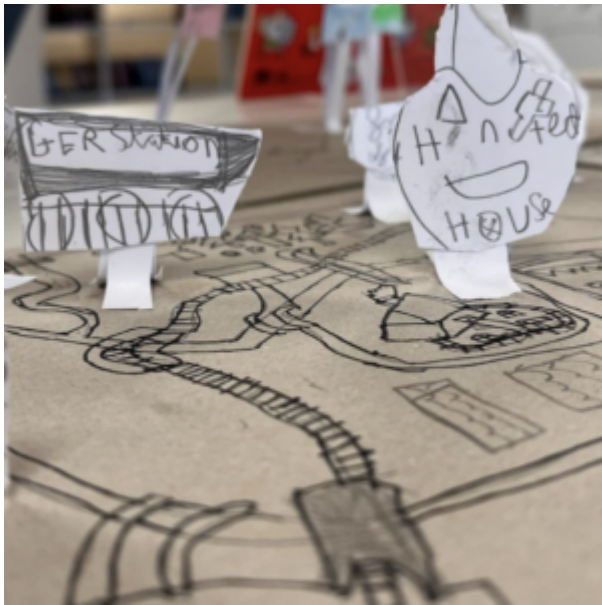












## You May Also Like...

Pathway: Typography and Maps



[This is featured in the 'Typography and Maps' pathway](#)

**Talking Points: What is Typography?**



**Talking Points: Louise Fili**



**Talking Points: Chris Kenny**




**Talking Points: Grayson Perrys 'Map of Days'**





## Talking Points: Hogwarts' Maps



## Talking Points: Paula Sher


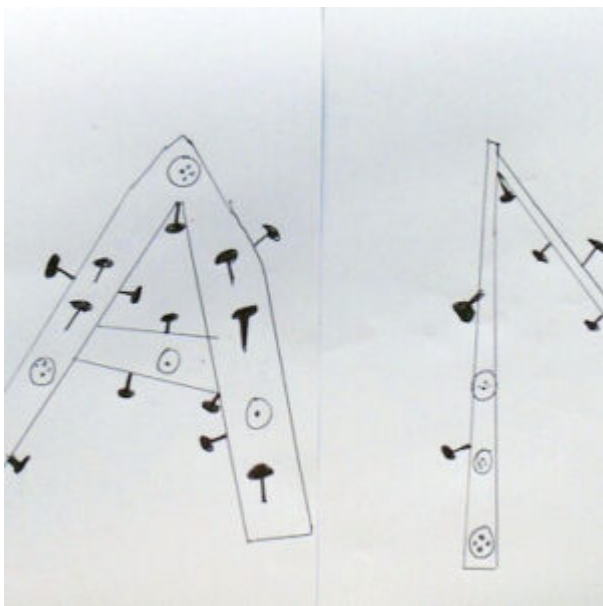



---

# Typography for Children

See the Resource Used in Schools...











## You May Also Like...

Pathway: Typography and Maps




[This is featured in the 'Typography and Maps' pathway](#)

Talking Points: What is typography?



## Talking Points: Louise Fili



---

## Hedgerow Art by Sara Dudman

# See This Resource Used In Schools...











---

## Drawing on Pebbles to Make Treasured Fossils

Using a variety of drawing media on a variety of found surfaces to create a collection of fossils. [Full AccessArt Members Only](#)

---

## Using Pastels to Capture Texture

Using soft pastel and graphite in an intuitive way to capture a sense of texture. [Full AccessArt Members Only](#)



**the making of rabbit, cactus, accident**



**Making Broadway Market**



---

**Drawing Materials Sample**



# Cards

Drawing project to create sample drawing material cards which can be used for future reference and inspiration. [Full AccessArt Members Only](#)

---

## Painting on Plaster, Inspired by Vincent Van Gogh

Beautifully illustrated resource which introduces still life via an unusual combination of materials: plaster, oil pastel, graphite and linseed oil.

---

## How does the Sculpture Balance?

Construction-based sculpture project inspired by Ben Nicholson's paintings. Encourages children to take more risks by asking them to through their sculptures "off balance". [Full AccessArt Members Only](#)

---

# Layered Colour Gestural Drawing

Using colour to help develop gestural drawing skills. [Full AccessArt Members Only](#)

---

## Quentin Blake's Drawings as Inspiration!

3 simple exercises inspired by the drawings of Quentin Blake. Enables children to develop observation skills and explore drawing from life, combined with permission to exaggerate certain aspects of their drawings to help convey intention.

---

## Drawing and Making Flowers

Using drawing to inspire making sculptural flowers.

---

## Minibeast Artwork by Tracy

# McGuinness-Kelly

Fun MiniBeast collage project by Tracy McGuinness-Kelly. Aimed at primary school children. [Full AccessArt Members Only](#)

---

## Drawing Clouds and Mark Making

Mark-making exercise for children which encourages them to push their drawings, and their imaginations out of their safe zone. [Full AccessArt Members Only](#)

---

## Taking Creative Risks

Is it important to get children to take risks in their artwork?

---

## Drawing Out of Your Comfort Zone

Exploring how we can encourage children to push their work and take a few risks...