

Printing at Battyeford Primary, Inspired by Hester Cox

This session was inspired by the [AccessArt #ShareaBird Project](#). Battyeford Primary School received a piece by Hester Cox (see below).

By Natalie Dean, Battyeford Primary School

"Yr.4 children have started to respond to the print by Hester in their art & design lessons through printmaking.



Inspired by artwork by Hester Cox

Please log in here to access full content.

Username	<input type="text"/>
Password	<input type="password"/>
	<input type="button" value="Login"/> <input checked="" type="checkbox"/> Remember me
	Forgot Password

To access all content, I would like to join as...

An Individual



Creative practitioners, educators, teachers, parents, learners...

From £3.50

An Organisation...



Schools, Colleges, Arts Organisations: Single and Multi-Users
From £42

AccessArt is a UK Charity and we believe everyone has the right to be creative. AccessArt provides inspiration to help us all reach our creative potential.

Illustrating Jabberwocky'

'The

In this resource, AccessArt contributor Eleanor Somerset, illustrates how she worked with a group of 7-10 year old pupils and another of 10-15 year old budding artists, at the Little Art Studio in Sheffield, on a series of workshops to illustrate Lewis Carroll's The Jabberwocky.

Printmaking with Salvaged Sticky Back Aluminium Foil, Mixed Media and Cardboard

Chimera – A Drawing Workshop with Eleanor Somerset

You May Also Like...

**Visual Arts Planning Collections:
Literacy**



Wax Resist with Coloured Inks and Sgraffito on Foamboard



Chimera Drawings into Beautiful Terracotta Tiles




Dragons & Birds in Eggs: Hidden and Revealed

You May Also Like...

Visual Arts Planning Collections: Birds



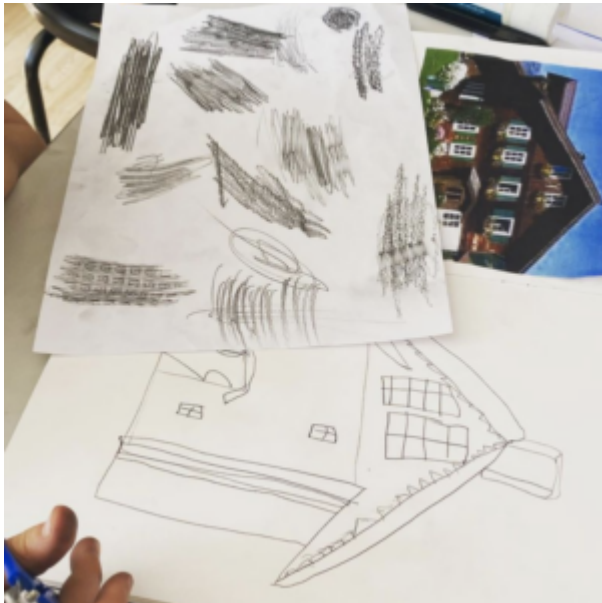
monoprinting with carbon copy paper

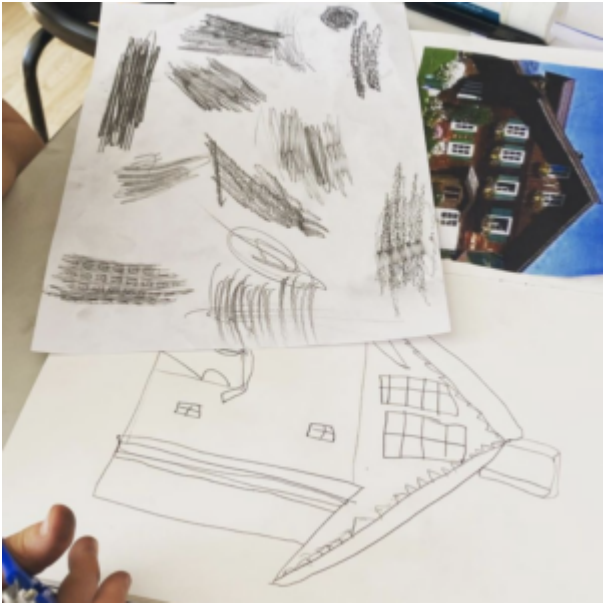


**Houses from Around the World:
International Day at**

Monkfield Primary School

See This Resource Used In Schools...







Inspired by Google Earth: Drawing

Flat Yet Sculptural? Drawing, Collage, Construction

Following on from using the grid method to scale up simple drawings, children worked on collage and construction to transform their drawings into sculptures.

Exploring Three Dimensions with Lego: Drawing and Collage

You May Also Like...

Pathway: Exploring Form Through Drawing



[This is featured in the 'Exploring Form Through Drawing' pathway](#)

Adapting AccessArt: From 2D to 3D



**Using Negative Space to
Believe What You See (&
Scaling Up)**


You May Also Like...

Pathway: 2D Drawing to 3D Making



[This is featured in the '2D Drawing to 3D Making' pathway](#)

Talking Points: Lubaina Himid



How to Make a Tessellated Design

You May Also Like...

Pathway: Exploring pattern



[This is featured in the 'Exploring Pattern' pathway](#)

Talking points: Andy Gilmore



The Drawing Machine – A Workshop in Perspective and How to Look by Drawing Machine and Sarah Wright

Drawing as Support Activity

Making Drawings using a Lightbox

Exploring Portraits with Eleanor Somerset

You May Also Like...

Visual Arts Planning Collections:
Portraits



Egg Box Gargoyles



fruit inspired clay tiles



**A Cheerful Orchestra and
Other Ideas for Drawing Music**

by Hannah Coulson

You May Also Like...

Pathway: Music and art



[This is featured in the 'Music and Art' pathway](#)

talking points: wassily Kandinsky



drawing source material: orchestras



Painting on Glass

Page to Panel – How to Make Manga by Irina Richards

From Drawing to Collage to Casting – Mural Design with Primary Schools

See This Resource Used In Schools...







Responding to Place by Claire Louise Mather