

Drawing Spirals

AccessArt uses this exercise frequently with both adults and children as a warm-up/ice breaker to a drawing workshop. As well as getting participants to start making marks on the paper without worry or mental blocks, this simple exercise aims to introduce participants to the idea that drawing and mark making might come not only from the finger tips and wrist, but also from the finger tip, wrist, elbow, shoulder and whole body.



	Please log in here to access full content.	
Username	<input type="text"/>	<input type="text"/>

Password	<input type="text"/>
	<input type="button" value="Login"/> <input checked="" type="checkbox"/> Remember me
	Forgot Password

To access all content, I would like to join as...

An Individual



Creative practitioners, educators, teachers, parents, learners...

From £3.50

An Organisation...





Schools, Colleges, Arts Organisations: Single and Multi-Users
[From £42](#)

AccessArt is a UK Charity and we believe everyone has the right to be creative. AccessArt provides inspiration to help us all reach our creative potential.

See How This Resource Is Used

in Schools...



You May Also Like...

Pathway: Spirals



[Featured in the 'Spirals Pathway'](#)

Talking Points: Molly Hausland



The ancient art of kolan



Drawing with a Ruler

You May Also Like...

Pathway: Exploring Form Through Drawing



[This is featured in the 'Exploring Form Through Drawing' pathway](#)

Pathway: Stick Transformation project




[This is featured in the 'Stick Transformation Project' pathway](#)

The drawing journey



See **Drawing Projects for Children** for
more **Drawing Exercises**



Supersized Jewellery

More Making and Drawing projects for
children



[Make, Build, Create and Drawing Projects for Children, BlackDog Publishing 2015/2016](#)

Developing Sketchbook Work with Pink Pig Sketchbooks

Find more drawing and making ideas!



[Drawing Projects for Children and Make, Build, Create. Blackdog Publishing 2015/2016](#)

Drawing Outside & Never-Ending Landscapes

Our River – Year Five Pupils Build a Communal Drawing in

Four Steps

Year Three Pupils Explore Stencils, Composition and Expressive Mark Making with Oil Pastels

You May Also Like...

Pathway: working with shape and colour



[This is featured in the 'Working with Shape and Colour' pathway](#)

Talking Points: Henri Matisse Cut Outs



Talking Points: Romare Bearden

...**What** I have tried
to do in my collages is
bring the Afro American
experience into art and
**GIVE IT A
UNIVERSAL
DIMENSION.**

Linking Flock Together to

your Curriculum: Key Stage 1 – 3

Sara Dudman & Debbie Locke: Flock Together: Interpretation Activities

Introduction to Flock Together

[‘Flock Together’](#) was a collaborative project which explored how the artists Sara Dudman and Debbie Locke might work together to make creative contemporary artwork in response to sheep farming.

The exhibition of work took place at the Thelma Hulbert Gallery in Devon. This resource shares information about the artists, how they worked collaboratively, describes the work they produced and includes suggested activities which you may like to try in the classroom.

We hope this resource provides teachers of all key stages with access to the working practices and resulting artwork of contemporary artists, and shows you how to use their work as inspiration in your classroom.

[Understand more about how the work was created here.](#)



Get Away, Debbie Locke & Sara Dudman

Introducing the Artists: Sara Dudman & Debbie Locke

Debbie and Sara have been working together as an [artist collaboration](#) for 3 years, whilst also maintaining their own individual practice as artists. The “Flock Together” collaboration relied upon both artists bringing their diverse methods, media and techniques together to explore their shared interests in movements, relationships, behaviours and mapping.

[Find out more about Sara and Debbie](#)

Flock Together Artwork

The artwork below was created as a result of the Flock Together collaboration. You may use the images below in the classroom to inspire the activities below.



**Sheep-cam in barn 00.45 – 02.25 Debbie
Locke & Sara Dudman**



**Field-cam farmer feeding sheep
00.51-01.25 Debbie Locke & Sara Dudman**



**Sheep-cam in airfield 06.47-07.21 Debbie
Locke & Sara Dudman**



**Farmer-cam in Field 02.52 – 03.33 Debbie
Locke & Sara Dudman**

Talking Points for Pupils

“So, what are you looking at and how do you best go about understanding and responding to these abstract artworks?”

[Find out how you might talk about these images with your pupils](#)

Linking “Flock Together” to your Art & Design Curriculum

Use the buttons below to explore how you might work with pupils in each different Key Stage.



[Key Stages 1 – 3](#)



Key Stage 4



[Key Stage 5](#)

Links & Project Supporters

Flock Together artworks were originally exhibited at the Thelma Hulbert Gallery. The project has received great support from a range of partners including Arts Council England, Double Elephant Print Workshop and Somerset Film at the Engine Room who have either financially supported the project or provided technical assistance with prints and video editing.

<https://flocktogethernews.wordpress.com>

Facebook: <https://www.facebook.com/flocktogethernews>

Twitter: @flocktognews

www.debbielocke.com

www.saradudman.com


www.thelmahulbert.com

Two Beautiful Books to Inspire Teaching & Learning

Drawing Projects for Children and **Make Build Create** aim to inspire and enable children, teachers, facilitators and workshop leaders to explore drawing and sculpture in an active and adventurous way.

Find further details about each book, including reviews, below.

**The exercises and projects in these books are aimed at children aged 5 to 12, however the majority of the projects can easily be adapted for older pupils and adults too.*



[Drawing Projects for Children](#)

[Find out more and read reviews](#)

Pre-Order

 **black dog press**

[Pre-Order for August 2020](#)



MAKE BUILD CREATE

SCULPTURE PROJECTS FOR CHILDREN

PAULA BRIGGS

black dog
publishing

[Make, Build, Create: Sculpture Projects](#)

[for Children](#)

[Find out more and read reviews](#)

Published by Black Dog Press



[Black Dog Press specializes in beautifully produced illustrated books that represent a fresh, eclectic take on contemporary culture.](#)

Five Star Reviews of Make, Build, Create

★★★★★ **Superb Introduction to Making**

By [Amazon Customer](#) on 9 May 2016

This is a timely book and beautifully pitched. Paula Briggs manages to achieve a lovely balance in tone, creating a book which will appeal to children, without being patronising, but also one which will equally appeal to adults, whether they be parents or teachers or, even, inspired to have a go at making themselves. The book opens with a manifesto about making, which is a nice touch, and then a foreword where Briggs manages to get that tone just right, imploring children to take up making and realise their potential. The book then divides into sections on materials and projects. The materials section is extremely useful with clear instructions about how to use plaster, clay, glue guns and so on. Even quite young children should be able to access and understand it, such is the clarity of language employed, but this is clearly intended to help adults working with children. I think that it does this very well and can envisage a nervous teacher, with little experience, being much more confident as a result of reading this book. The projects section starts with quite open ended projects but then, as the book progresses, these become more specific; moving from 'Paper Manipulation', for example, to 'Wire Insects'. Again I think this is a success as it means that the appeal for the publication is broad. You might be a newly qualified primary teacher with very little experience and encouraged to let you children explore making, or a more experienced art practitioner looking for inspiration, both will be catered for here. Well done. An excellent introduction to the benefits of making.

★★★★★ **A beautifully presented and 'open' book**

By [V. Brennan](#) on 6 May 2016

A beautifully presented and 'open' book. Shared this book with my art teacher's network. I'm just about to start a project on treehouses with one of my classes so it arrived just in time to give me an extra boost. I'd say the aim of this book is to give you the confidence to try things out, and experiment and make mistakes. It's not a book of 'activities', it's a book of starting points on a creative journey.

★★★★★ **A brilliant book which children can easily follow alone or enjoy ...**

By [Tim Parsonson](#) on 26 April 2016

A brilliant book which children can easily follow alone or enjoy using with parents. Uses innovative materials and more advanced mediums which children are not always exposed to, thus empowering them to create some of their best works. Thoughtfully written and illustrated by a true artist who treats children like little adults. We love it!

★★★★★ **Brilliant book**

By [A. Morrow](#) on 22 April 2016

Another cracking book, lots of ideas that can be used as springboards to develop 3D work in the Primary classroom, After school club or at home.

Amanda Warren, NSEAD Network

Make Build Create is an inspiring book. Like its predecessor 'Drawing Projects for Children', it is beautifully produced, with beguiling photographs and a carefully laid out task which is easy to access whilst being packed with inspiration.

Based on the premise that children love to make things but probably are given insufficient opportunity, the book guides the reader through some basic premises (such as, "Why make?") and useful information about equipment and safe procedures. Some of the materials suggested may have been neglected in recent years (I confess it is a long time since I used plaster in powder form) and there are zany ideas, too. Making a plinth for a figure looks sure to appeal! And those wire insects! The photos can easily be shared with a group of children to inspire them or to illustrate processes.

My only query is who the book is aimed at. To begin with I thought it was a book for children, but the forward is definitely for teachers and facilitators. But does it really matter? The book is sumptuous, gorgeous and appealing. Paula Briggs has done it again; lets get making!

Amanda Morris-Drake, Darwin Centre for Young People

"Full of excellent ideas and beautifully presented"

Ros Corser

“Make Build Create by Paula Briggs is an informative and helpful manual which describes a series of creative sculptural projects designed to engage all. Beautiful photographs run throughout the book making it as visually appealing as it is inspiring. Thank you Paula for such an inspirational book, encouraging “hands on art” for everyone.”

Doppleganger Drawing

Visualisation Drawing

Trial and Error Drawing

Methodical Drawing

Serendipity Drawing

Simple Easter Sketchbook

Playing with tape, projectors, Wicky Sticks and so much more!

Accessible approaches for collaborative drawing with visually impaired students with Sara Dudman and Debbie Locke at the Thelma Hulbert Gallery in Devon

Show Me The Shadows

Year 3 & 4 Making Club:

Articulated Beasts

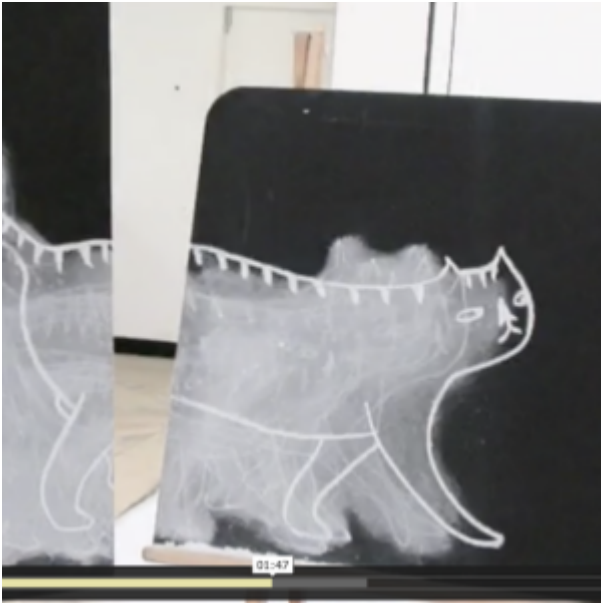
You May Also Like...

Pathway: Making Animated Drawings



[This is featured in the 'Making Animated Drawings' pathway](#)

Talking points: Making drawings move



Talking Points: paper cut puppets



Talking Points: Lauren child



Talking Points: Lotte reiniger



“Flock” at Prospect House School, Inspired by Veronica

Lindsay-Addy

You May Also Like...

Visual Arts Planning Collections: Birds



Swoop



How To Make an Origami Bird

