

# Drawing Faces: Introducing Chalk and Compressed Charcoal

Create a pile of portrait studies and experiment with working quickly and rhythmically with chalk and compressed charcoal.

[Full AccessArt Members Only](#)

---

# Drawing Minibeasts – using a continuous line, graphite and oil pastel


Drawing mini beasts using pen, graphite and oil pastel. Simple and effective drawing approaches for all ages.

[Full AccessArt Members Only](#)

---

# Making Drawings Move

# See This Resource Used In Schools...







## You May Also Like...

Pathway: Making Animated Drawings



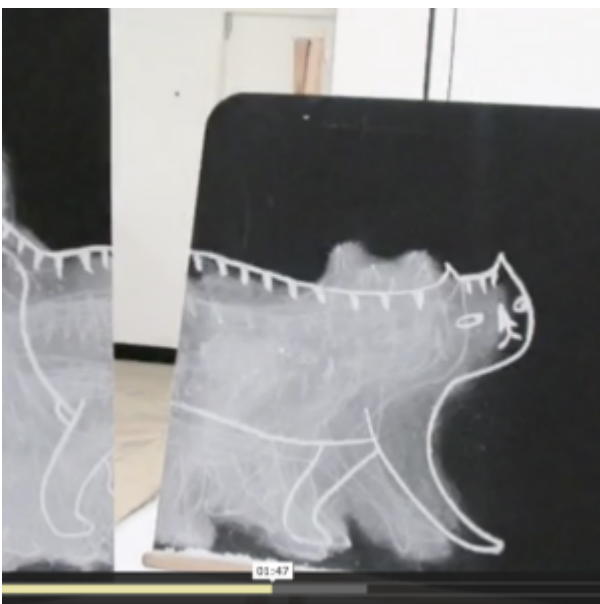
[This is featured in the 'Making Animated Drawings' pathway](#)

Talking Points: Lauren child



[See how author and illustrator of Charlie and Lola creates characters](#)

**Talking points: Making drawings move**



[Explore the different ways drawings can move](#)

**Talking Points: Lotte reiniger**





[See how paper cut puppets were used to make the first animations](#)

Talking Points: paper cut puppets



[Explore Holly Summerson's showreel](#)

---

# Drawing Feathers: Perfect for Mark Making

How to Draw Feathers inspired by John Ruskin's Peacock Feather. Beautiful sketches resulting from an appropriate warm-up exercise and combinations of drawing materials. Suitable for all ages.

---

# Drawing Storyboards with Children

Story Boards are a great opportunity to developing both drawing skills, and visual story telling skills and kids love them! [Full AccessArt Members Only](#)

---

# Making a Shy Drawing – Drawing Exercises for Beginners

Find out what a “shy drawing” is and how it can help you focus. These exercises and suggestions provide a focus which enables pupils and teachers to explore different aspects of making a drawing, including sound, action and intention. [Full AccessArt Members Only](#)

---

# Drawing Speed

---

## Doodle Ball: a 3-D Drawing Exercise for Active Learners

Doodle Balls are a great way to experiment with drawing on a 3 dimensional surface. They are also great for active learners – people who need to fiddle or doodle whilst they think. [Full AccessArt Members Only](#)

---

## Drawing from Life with Children & Making Cartoon Characters

Looking at ways to combine children's passion in drawing cartoons with developing their observation and mark making skills. This resources demonstrates how we encouraged children to draw from life, and then develop their drawings and make cartoon characters. [Full AccessArt Members Only](#)

---



# **Simple Perspective Art Lesson for Young Children**

---

**One Line Street Scene: A  
Visualisation Warm Up Drawing  
exercise**

---

**Drawing Cartoon Characters –  
A School Full of Characters!**

**You May Also Like...**

**Visual Arts Planning Collections:  
Portraits**



## **DRAWING FROM LIFE & MAKING CARTOON CHARACTERS**



## **Drawing cartoon animals**




---

## **Turning Paper into Fur – Creative Drawing Prompts**

**See This Resource Used In  
Schools...**







# You May Also Like...

Pathway: Making Birds



[Featured in the 'Making Birds' pathway](#)

---

## Drawing Cartoon Animals

---

**Gentle Eye Drawings – A  
Creative Drawing Exercise**

Only



---

# Shy Drawing, Loud Drawing PDF Download

Think creatively about how you make a drawing. [Full AccessArt Members Only](#)

---

# Draw PDF Download

AccessArt's most popular PDF download! Creative and accessible drawing ideas for all ages, all abilities. [Full AccessArt Members Only](#)