


# Dragons & Birds in Eggs: Hidden and Revealed

By Paula Briggs

In one of our art sessions for ages 7, 8 and 9, we had twenty minutes to spare. We were in the process of [casting plaster eggs](#), and we had to wait for the plaster to set, so we enjoyed this very brief project, which I'm sure lots of teachers of primary-aged children could enjoy developing further. I think the "hidden / revealed" element of both the process and the theme could be interesting.



## Birds and eggs

We gathered together A4 paper, tracing paper, coloured card or sugar paper, carbon copy paper, glue sticks and pencils.

### To Begin

---

	<b>Please log in here to access full content.</b>	
Username		<input type="text"/>
Password		<input type="text"/>

	<input type="button" value="Login"/> <input checked="" type="checkbox"/> Remember me
	<a href="#">Forgot Password</a>

To access all content, I would like to join as...

**An Individual**



Creative practitioners, educators, teachers, parents, learners...

**From £3.50**

**An Organisation...**



Schools, Colleges, Arts Organisations: Single and Multi-Users  
[From £42](#)

***AccessArt is a UK Charity and we believe everyone has the right to be creative. AccessArt provides inspiration to help us all reach our creative potential.***


---

**You May Also Like...**

## Visual Arts Planning Collections: Birds



monoprinting with carbon copy paper



---

**Recording & Communicating**

# **through Narrative with Degree Level Contemporary Craft Students by Vanessa Marr**

---

## **Inspired by Google Earth: Drawing**

---

## **Flat Yet Sculptural? Drawing, Collage, Construction**

Following on from using the grid method to scale up simple drawings, children worked on collage and construction to transform their drawings into sculptures.

---

## **Exploring Three Dimensions with Lego: Drawing and**

# Collage

## You May Also Like...

Pathway: Exploring Form Through Drawing



[This is featured in the 'Exploring Form Through Drawing' pathway](#)

Adapting AccessArt: From 2D to 3D



---

**Using Negative Space to Believe What You See (& Scaling Up)**

**You May Also Like...**


**Pathway: 2D Drawing to 3D Making**





[This is featured in the '2D Drawing to 3D Making' pathway](#)

**Talking Points: Lubaina Himid**



# **The Drawing Machine – A Workshop in Perspective and How to Look by Drawing Machine and Sarah Wright**

---

## **Drawing as Support Activity**

---

## **Detached and Timeless Painting Workshop by Sara Dudman**

---

## **Making an Urban Landscape Painting by James Nairne**

---

# Making Drawings using a Lightbox

---

## Painting on Glass

---

## Making Sensory Drawings by Gillian Adair McFarland

### You May Also Like...

Pathway: Exploring pattern



[This is featured in the 'Exploring Pattern' pathway](#)

**Talking points: Shaheen Ahmed**



**talking points: Louise Despont**



# Creating and Drawing an Art Installation

---

## Nest

See This Resource Used in Schools...








## **You May Also Like...**

**Pathway:        Sculpture,        Structure,  
Inventiveness & determination**



[This is featured in the 'Sculpture, Structure, Inventiveness & Determination' pathway](#)

**Talking Points: What can we learn from birds**



**Drawing source material: nests**





---

## **Drawing Hands**


**You May Also Like...**

**Pathway: Exploring Form Through Drawing**

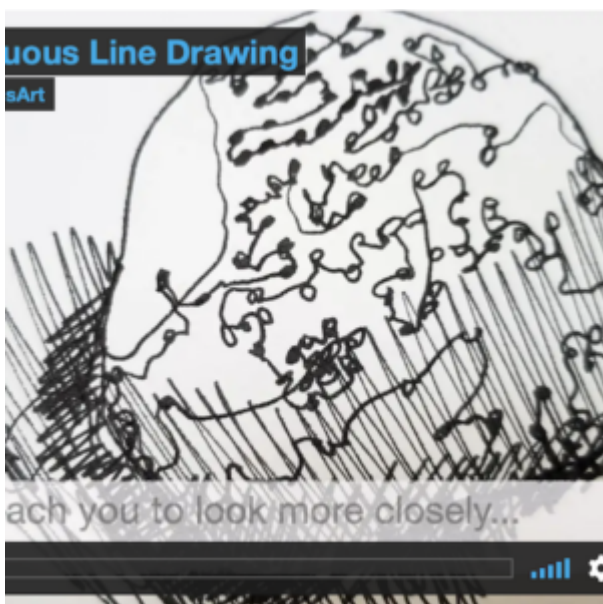


[This is featured in the 'Exploring Form Through Drawing' pathway](#)

## Drawing Like a Caveman – Handprint Art



## Continuous Line Drawings



# **In-Depth Drawing Experience for Teenagers by Betsy Dadd**

---

## **Using a Folded Sketchbook to Get Drawing!**

---

## **Improving Drawing Outcomes by Changing Paper**

### **Join Accessart**

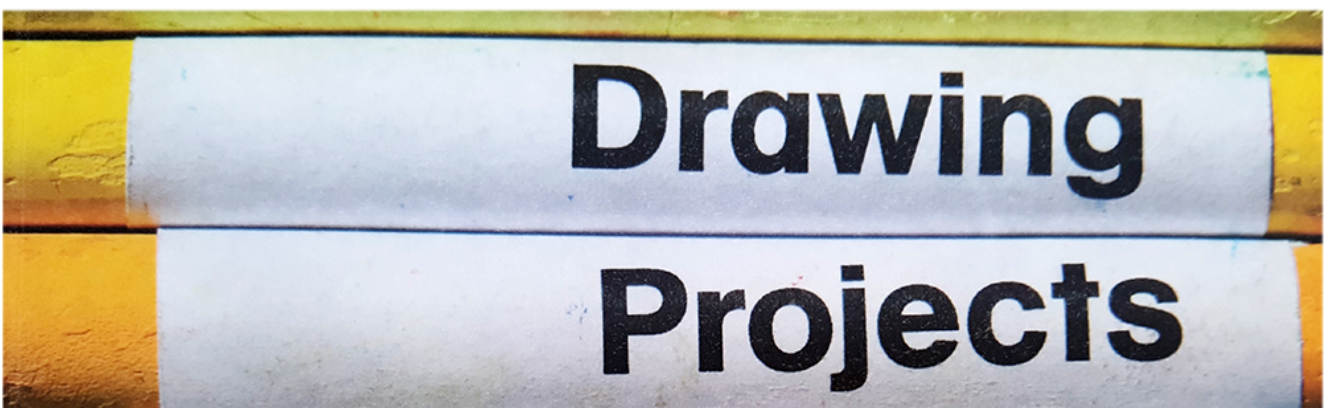
Join AccessArt from only £3.50 per month and access all our resources wherever you live.

**See Curriculum Guidance for Drawing:  
Resources**



[Further Guidance to Support Drawing in Schools](#)

**More Drawing Projects**



[Find more drawing exercises and projects for primary-aged children in this](#)

beautiful book by Paula Briggs.

---

**Why use Warm Up Drawing Exercises?**