

Astronaut Paper Body Casts by Gillian Adair McFarland

A non messy, big impact project in a day on the theme of space exploration to fit with Tim Peake going to the International Space Station.

Artist Studio Series: Emma Sandham King

Barbie & Ken Transformation

This adaptable resource shares how we transformed Barbie dolls using paper, fabric, modroc and paint. We had great fun researching and designing costumes and exploring appropriate materials. By Paula Briggs

Year 3 & 4 Making Club: Animal Parade – Week Two

This was the second session in a series of three 'Animal Parade' workshops, where children at Making Club at Milton

Road Primary School, made 3D animal masks.

After having chosen their animals and created unique designs based on their Carnival Mask Templates in week one, children now attempted to cut and staple their creations to make them three dimensional.

Year 3 & 4 Making Club: Animal Parade – Week One

To use our Carnival Mask Template to create animal masks for an Animal Parade at the end of this half term.

Long Legged Animals by Years 3 & 4 Making Club

Year three and four pupils explore making their own sculptures and to take on sculptural challenges like how to construct with a variety of materials, including Modroc, and (most importantly) how to make their creations stand.

Shipwrecked! A Shadow Puppet

Play by Children Aged 10

As the winter nights draw in and it was dark outside and cosy inside, Friday Club students, turn the summerhouse into a theatre and make a shadow puppet play.

Years 3 and 4 D&T and Making Club

A collection of resources by Sheila Ceccarelli based on her Brilliant Makers Club for year three and four pupils at Milton Road Primary School, Cambridge. Children were encouraged to experiment, think and engineer creative solutions by working on simple projects, with individual and independently generated outcomes.

40 Minute Cardboard and Double-Sided Sticky Tape Engineering Challenge

This workshop was all about getting year three and four Brilliant Makers at Milton Road Primary School to think about the biggest challenge for any maker: how to make something stand up.

Year 3 & 4 Making Club: Articulated Beasts

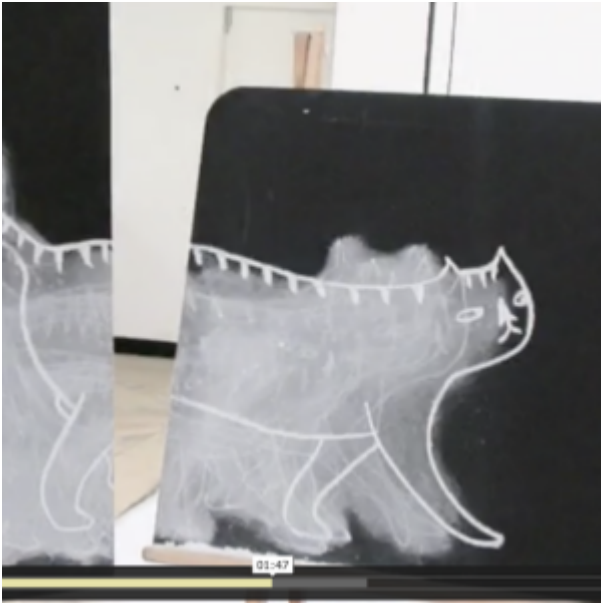
You May Also Like...

Pathway: Making Animated Drawings



[This is featured in the 'Making Animated Drawings' pathway](#)

Talking points: Making drawings move



Talking Points: paper cut puppets



Talking Points: Lauren child



Talking Points: Lotte reiniger



My House – A Cardboard Construction Project

These autobiographical architectural sculptures use corrugated cardboard, laid in strips on their side, to create sculptures

designed to be peered in to!

Making Sea Sculptures at Culford School, Suffolk

Artists Andrea Butler and Sheila Ceccarelli inspire year three pupils to invent their own sculptural sea creatures using simple wrapping and binding techniques with scrap store materials.

Rook – Transforming Materials

Here, artist Paula Briggs shares how she made a Rook for the AccessArt Share-a-Bird-Project

Manipulating Paper: Turning 2D into 3D

Andrea Butler and Paula Briggs show how to manipulate flat pieces of paper into three dimensional shapes.

Printing Patterns on Jewellery Pieces

**Jo Allen and Rachael Causer:
Relief Printmaking at
Ridgefield Primary School**

**Literacy Boost Project: James
& the Giant Peach Garden by
Cordelia Spalding**

You Might Also like...

**Pathway: Telling Stories through drawing
and making**




[This is featured in the 'Drawing Stories Through Drawing and Making' pathway](#)


Shrinkle Spaces

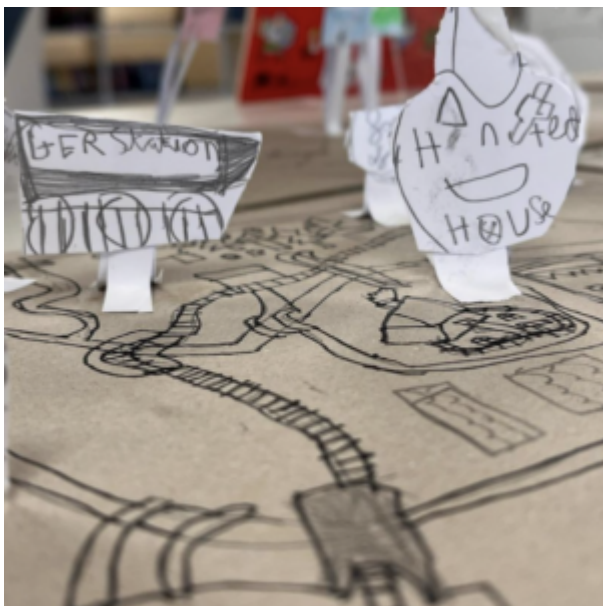
Art for the Square with Susie Olczak for Futurecity


3-D Visual Maps for Children

See the Resource Used in Schools...









You May Also Like...

Pathway: Typography and Maps




[This is featured in the 'Typography and Maps' pathway](#)

Talking Points: What is Typography?



Talking Points: Louise Fili




Talking Points: Chris Kenny



Talking Points: Grayson Perrys 'Map of Days'



Talking Points: Hogwarts' Maps



Talking Points: Paula Sher

