


Treasure Box by Tom Jones

Track in the Box




Track in the Box by Tom Jones

The box and its contents were taken as starting points for drawing. The results – in a marvellous zig-zag book form - range widely across visual and written images, often combining them together in a hybrid sort of handwriting /drawing. Sometimes the balance shifts to text sometimes to graphic communication, and sometimes to representational drawing. It depended on what I wanted to discover, say, explore, communicate or try to understand.

This type of book opens out into a 35 page long Bayeux tapestry-like frieze, but it is double sided so lends itself naturally to narrative and working in multiple sequences:

forwards on one-side, back-wards on the other and between either side of the same page - a network of images and words, as well as linear sequences. The drawings/writings, dated in order day-by-day, track my changing – and sometimes erratic - thoughts and feelings about the box itself (it's physical shape, the idea of boxes and what they mean to us), and about some of the contents (images, physical objects and in a few instances using them to draw or write). The book evolved into a discursive, exploratory visual/verbal diary-type running commentary evolved and communicated between May 17 to August 6 2012. Finally, I sandwiched the book between the top and the bottom of the box so that the narrative track literally and metaphorically opens up out of the box.

Track in the Box by Tom Jones



Tom Jones



Tom Jones



Tom Jones



Tom Jones

[See more Treasure Boxes](#)

Treasure Box by Tina Sanderson

Making Cotton Reel Motors and Obstacle Tracks

Making a cotton reel motor and a landscape for it to explore – perfect to inspire drawing and making in children. [Full AccessArt Members Only](#)

The ABC of Tools PDF Download

Beautifully illustrated PDF wall chart/handbook exploring the anatomy and use of everyday hand tools.

Making Money! Drawing & Making


Using a drawing exercise to help seek out pattern, and going on to design and make super-size coins using drawing as collage. [Full AccessArt Members Only](#)

Withy Sculptures

Making a Carnival Mask

Making Insect Sculptures

See This Resource Used In Schools...





Making a Marionette

You May Also Like...

Visual Arts Planning Collections: Toys,

puppets, dolls



Pop up puppets



animating puppets



How to Make Charm Bracelets


Heavy/Light Mobile – Drawing and Making

You May Also Like...

Pathway: Explore Sculpture Through Making a Mobile



Kinetic Mobile Sculpture Workshop with Laura Kohler



Coat-hanger Shells



Kinetic Mobile Sculpture Workshop with Laura Kohler

Making Paper Bowls with Lisa Smith

Making paper bowls from coiled newspaper – easy and very effective – ideal for children and families. [Full AccessArt Members Only](#)

Drawing with Wire like Calder, and Backwards Forwards Sketching

Drawing with wire can be tricky – this workshop uses a warm-up exercise to help you see the important lines. Suitable for children and adults.

Tool Tips: How to Use a Hammer and Nail

Tool Tips: Using a glue gun

Tool Tips: Measuring before Cutting

Tool Tips: Using sandpaper

Tool Tips: How to Use a Saw

Choosing and using the right saw for the right job

Tool Tips: How to use Pliers to Cut and Bend

Informative video explaining how to use pliers for bending and cutting.