

# Primal Painting

By [Marijke Liefiting and Iris Verbakel](#)

In this resource Marijke Liefiting and Iris Verbakel, an art teacher from The Netherlands, shares a workshop session in which children explore a kitchen garden as a source for natural pigments. We love the open-ended, exploratory approach which enables children to take ownership of their learning, and to discover their own colour palette.

## ***Introduction***

Primal Painting is all about natural dyes and stains from plants, herbs and soil. Children in the city of Eindhoven (the Netherlands) do not have a lot of opportunities to see vegetables grow, as is the case in most cities. We do think it is highly important to enable children to have contact with nature. They will feel so much more respect after experiencing the growth of plants and understanding the vital role animals play.



---

	<b>Please log in here to access full content.</b>
Username	<input type="text"/>
Password	<input type="password"/>
	<input type="button" value="Login"/> <input checked="" type="checkbox"/> Remember me
	<a href="#">Forgot Password</a>

**To access all content, I would like to join as...**

## An Individual



Creative practitioners, educators, teachers, parents, learners...

[From £3.50](#)

## An Organisation...





Schools, Colleges, Arts Organisations: Single and Multi-Users  
**From £42**

***AccessArt is a UK Charity and we believe everyone has the right to be creative. AccessArt provides inspiration to help us all reach our creative potential.***

---

**You May Also Like...**

**Pathway: using natural materials to make images**




**This is featured in the 'Using Natural Materials to Make Images' pathway**

**Talking Points: Frances Hatch**



**Talking Points: Anna Atkins**



**Talking Points: What is a cyanotype**



**Talking Points: Cave Art**





**Working In and with the landscape**



---

**Adding Colour to Shared Ink  
Drawing Inspired by “Where**

**the Wild Things Are”**

**See This Resource Used In  
Schools...**

















## You May Also Like...

**Pathway: Drawing and Making Inspired by Maurice Sendak**



[This resource is featured in the 'Drawing and Making Inspired by Maurice Sendak' pathway](#)

**talking points: maurice sendak**



---

## **Exploring Primary Colours and Progressing from Powder Paint to Gouache and Acrylic**

This resource is based on methods shared, during an AccessArt InSET session, for primary school teachers at New Hall School, Chelmsford, to ultimately enable their pupils to develop colour skills. Teachers explored using their intuition and experience to mix primary colours, creating coloured swatches, that matched the colours of spring flowers, whilst comparing painting mediums. By Sheila Ceccarelli

---

# To Colour...

As part of Sensory Spaces: An Autism Friendly Project, artist, Sarah Evelyn Marsh ran two sessions exploring the theme of colour. What does colour smell like? What does colour feel like?

---

## Landscape Painting: Colour in the Landscape

---

## Teenagers Experiment with Glow in the Dark Paint and Rice with Artist Melissa Pierce Murray

teenagers at AccessArt's Experimental Drawing Class, I brought in UV reactive paint and markers, and surprised students by turning off the lights and shining a UV torch on the palates.

---



# **Marbling for Surface Design by Ruth Purdy**

---

## **Tie Dye**

---

## **Is choice at the heart of art? By Joanna Grace**

Joanna Grace, founder of The Sensory Project discusses the exceptional talents of artists with PMLD (profound and multiple learning disabilities)

---

## **Red to Green: Wax Resist and Scraffito**

---

**Painting the Light and the Dark...**

---

**The Paint Swing-0-Meter**

---

**Emma Copley – Painting a Still Life and Seeing Colour**


---

**Cut Paper Collage Still Life**



**See This Resource Used In Schools...**

















# You May Also Like...

Pathway: Exploring Still Life



[This is featured in the 'Explore Still Life' pathway](#)

talking points: Flemish and Dutch Still Life Painters



## Talking Points: Paul Cezanne



talking points: Contemporary still life



---

**Colour Mixing with Cyan,**

# Magenta and Yellow Colour Mixing

Teenagers enjoy drawing spring blossoms and colour mixing. [Full AccessArt Members Only](#)

---

# Colour Mixing with Cyan Magenta Yellow

Teenagers experiment with mixing Cyan, Magenta and Yellow to reproduce colours from nature. [Full AccessArt Members Only](#)

---

# Colour Composition and Ben Nicholson

One hour session in which primary age children made simple coloured elements through which to explore composition. [Full AccessArt Members Only](#)

---

# Drawing Spiral Snails

Drawing Spiral Snails – a drawing project shared by Tracy McGuinness-Kelly. [Full AccessArt Members Only](#)

---

## Watercolour Washes Inspired by the Tapestries of Henry Moore

Introducing children to working with a restricted palette of watercolours.

---

## Making Batik Textiles in the Classroom

Simple method adapted for classroom use – for all ages.