

Collecting Colour in my Moodboard Book

By [Rachel Parker](#)

In the first video of three in the '[Exciting Colour](#)' series by surface pattern designer Rachel Parker, she shows us how she collects colours from magazines to inspire new and exciting designs. Become a [member](#) to access the full video below.

	Please log in here to access full content.	
Username	<input type="text"/>	
Password	<input type="password"/>	
	<input type="button" value="Login"/>	<input checked="" type="checkbox"/> Remember me
	Forgot Password	

To access all content, I would like to join as...

An Individual



Creative practitioners, educators, teachers, parents, learners...

From £3.50

An Organisation...



Schools, Colleges, Arts Organisations: Single and Multi-Users
[From £42](#)

AccessArt is a UK Charity and we believe everyone has the right to be creative. AccessArt provides inspiration to help us all reach our creative potential.

What We Like About This

Resource...

"It's really nice to see that although Rachel Parker works quite digitally, her process from the beginning is very tactile. Rachels books act as a really great source of inspiration, helping to break down the creative blocks that we all get from time to time. Having a sketchbook dedicated to colour means that as well as working with colours that you already love, you can test new colour palettes and see colours from a new perspective. I especially love how Rachel picks up on the different tones in colours by looking at the way light hits it in order build her colour palette around those supporting tones as well as big statement colours." – Tobi, AccessArt

You Might Also Like...

Which Artists: Rachel Parker



[Find out about Rachel's journey to becoming a pattern designer](#)

Make Repeat Patterns



A resource by Rachel Parker to help students build repeat patterns

Exciting Colour



[A collection of resources by Rachel Parker to help you build your own colour moodboard](#)

Collecting Colour

What We Like About This Resource...

"It's great to see how a simple exercise such as colour collecting, which can be done in a classroom setting, is also used in a professional capacity. This gives the activity a clear context and purpose. It's nice to see Rachel's decisions being made in real time, it demonstrates how artists are constantly reflecting on and self evaluating their own decisions. Rachel also shows us that she sometimes gets colour palettes from photos that she's taken herself, this is really exciting because it demonstrates how the artists experience is central to their work. Students will be able to bring their own experience and personality to this activity by having complete control over what their colour moodboard becomes."
– Tobi, AccessArt

See How This Resource Is Used in Schools...





You Might Also Like...

Which Artists: Rachel Parker



[Find out about Rachel's journey to becoming a pattern designer](#)

Make Repeat Patterns



A resource by Rachel Parker to help students build repeat patterns

Exciting Colour



[A collection of resources by Rachel Parker to help you build your own colour moodboard](#)

How Colour Collection Inspires My Work

What We Like About This Resource...

“Rachel’s work is so vibrant and full of joy, it’s really exciting to see how she starts to form creative ideas around colour. Rachel highlights the importance of colour trends but also gives herself the opportunity to create her own trends which adds a level of playfulness and personality to her colour exploration. Seeing her colour books translate into fabric demonstrates a real clarity in her decision making process.” – Tobi, AccessArt.

You Might Also Like...

Which Artists: Rachel Parker



[Find out about Rachel's journey to becoming a pattern designer](#)

Make Repeat Patterns



A resource by Rachel Parker to help students build repeat patterns

Exciting Colour



[A collection of resources by Rachel Parker to help you build your own colour moodboard](#)

Exploring Macbeth Through Art: Out Damn Spot!

Exploring Macbeth Through Art: Light and Dark Posters

A Visual Poetry Zine with Monotype

Use monoprint, paint and collage to create zines inspired by poetry.

Expressive Painting & Colour Mixing

What We Like About This Post: “I love that this activity introduces students to colour mixing in a fun and interactive way, steering away from the more formal colour wheel and promoting a more intuitive way of colour mixing. The use of sketchbooks also gives students the opportunity to curate their work, nurturing the individuals creative decision

To The Thames Barrier And Beyond

Home Made Inks

Which Artists: Liz West

What We Like About This Resource...

"It's really interesting to hear how the interest Liz has in the quality of light comes from a personal place and is something she has responded to since childhood. Seeing how her work has developed over the years is therefore a really positive re enforcement that individual creative journeys, where nurtured, are so central to a rich

arts education. We also love hearing Liz is always on the 'quest for knowledge' – meaning she is open to her ideas constantly evolving and the process of gathering new information and inspiration never stops!" – Rachel, AccessArt

You May Also Like...

Pathway: Brave Colour



[This is featured in the 'Brave colour' pathway](#)

using sketchbooks to make visual notes



Find out how pupils can respond to artists work in sketchbooks

Show me what you see



Enable close looking and drawing with this exercise


Lightbulb Art



Mini World Light Boxes



Visual Arts Planning: Light and Dark



Volcano Painting inspired by Frank Bowling

**See This Resource Used In
Schools...**

















What We Like About This Resource...

“We love how this activity provides an opportunity to explore a well known Artist’s work, through focussing on their materials and techniques. The children looked at Frank Bowling’s work before creating their own individual responses that retained individual ownership – something we advocate as part of a rich and balanced visual arts education. It was also great to see how a professional artist visited the school to further enhance the children’s experience.” – *Rachel, AccessArt*


You May Also Like...

Pathway: Cloth, thread, paint



[This is featured in the 'Cloth, Thread, Paint' pathway](#)


Talking Points: Frank Bowling



Talking Points: Hannah Rae



Talking Points: Alice Kettle



Anthotype Photography: Plant-Based Photography Without a Camera

You May Also Like...

Pathway: using natural materials to make images



[This is featured in the 'Using Natural Materials to Make Images' pathway](#)

Talking Points: What is a cyanotype




Talking Points: Anna Atkins



**Water Soluble Felt-Tips With
Complementary Colours**

**See How This Resource Is Used
in Schools...**





You May Also Like...

Pathway: Spirals



[This resource is in the 'Spirals' pathway.](#)

the drawing journey



Layered Colour Gestural Drawing



Galaxy Painting


Inspire 2020: Introducing Colour and Egg Tempera on a Gesso Panel

This post shares how egg tempera was used as a medium in the Italian Renaissance and how teachers interpreted the processes involved in the teaching studio at the Fitzwilliam Museum, Cambridge with AccessArt and the Fitzwilliam Education Team, as part of the CPD programme for Inspire 2020

Journeys

Melissa Pierce Murray explores the theme of Journeys with teenagers. Inspired by the work of Kandinsky, teenagers explored how to capture the tone, texture and feel of a place or a movement.

Basic Concepts in Drawing & Painting by Hester Berry



AGES 4 TO 11

Resources created by painter [Hester Berry](#), which aim to introduce some basic drawing and painting concepts to primary-aged children and their teachers.

JOIN ACCESSART
TO ACCESS ALL
RESOURCES

Explore Resources...

Shape



Hester explains how seeing shapes objectively can help our drawing skills.

Colour



Simple, progressive exercises to explore colour mixing in a dynamic way.

Tone



Hester explains how we can use tone in drawing and painting to help describe form, atmosphere, and context.

Portrait



Hester shares simple exercises to kick start drawing portraits.

Exploring Colour with Hester Berry

7 & 8 Year Olds Explore MonoPrinting & Oil Painting

Painting a Bluebell Forest in Cyan, Magenta and Process Yellow on a Large Scale

In this project young teenagers were given the opportunity to paint on a larger scale; to explore working big whilst immersing themselves in colour. We were all inspired by the spring!

Students transformed the room into a bluebell forest in cyan, magenta and process yellow Scolaquip acrylic paint. By Sheila Ceccarelli