


# Making Sculptural Birds

By Paula Briggs

These striking birds are easy to make and combine your drawing and making skills. Make one as a pet, or make a whole flock as a piece of sculpture! You could even make them a house to live in or a tree to perch in! This is a great project for children as the actual technique is quite simple yet there's lots of room for experimentation and individuality.



Making birds from card, paper and wire

---

	Please log in here to access full content.
--	--

Username	<input type="text"/>
Password	<input type="password"/>
	<input type="button" value="Login"/> <input checked="" type="checkbox"/> Remember me
	<a href="#">Forgot Password</a>

**To access all content, I would like to join as...**

**An Individual**



Creative practitioners, educators, teachers, parents, learners...

**From £3.50**

**An Organisation...**



Schools, Colleges, Arts Organisations: Single and Multi-Users  
[From £42](#)

***AccessArt is a UK Charity and we believe everyone has the right to be creative. AccessArt provides inspiration to help us all reach our creative potential.***

---

**See This Resource Used In Schools...**



















# You May Also Like...

## Pathway: Making Birds



[Featured in the 'Making Birds' pathway](#)

## Talking Points: Inspired by Birds






# Dark-Field Monotype: Masking

---

## Cut Out Typography

See the Resource Used in Schools...













## Talking Points: Louise Fili



---

## Basic and Budget Friendly Art Materials for Primary Schools

---

## Which Artists: Tatyana Antoun

## What We Like About This Resource...

*“The research phase of a creative project can be*



*presented in many different ways, and can even be an art form in itself. Here, Tatyana demonstrates how her sketchbooks became a medium through which she expressed her thoughts, refined her ideas and explored materials. We believe sketchbooks to be a powerful tool for children to take ownership of their ideas and travel on their own creative journey, without necessarily knowing the destination. Take a look at our [sketchbook journey](#) for more sketchbook inspiration” – Rachel, AccessArt.*


## **You Might Also Like...**



**[Sketchbooks and Thinking Skills](#)**



## Sketchbooks for Designers – an Introduction for Children



## Using Sketchbooks to Take Ownership of Ideas

---

# Creating Repeat Patterns With Rachel Parker

## What We Like About This Resource...

*“This is a great activity for really tuning into colour and shape. The process is ultimately quite a refined one (ie making a pattern balanced and repeated ‘correctly’) – but there’s plenty of scope for exploring pattern in a more experiential way prior to the refinement page. Try one of the recommended resources below to introduce pattern and begin with some open ended activities to build skill and confidence.” – Andrea, AccessArt*

## You Might Also Like...

**Pathway: Exploring pattern**





[This is featured in the 'Exploring Pattern' pathway](#)


**Talking Points: Andy Gilmore**



**talking points: Louise Despont**



**Inspired by Rachel Parker**



**Teachers Explore Pattern, Shape and Texture**



## **Block Printing Repeat Patterns**



---

## **Collage Streets**



# What We Like About This Resource...

“This project provides a real opportunity for children to engage with a range of different processes to produce truly individual final results. Jan Miller is an experienced teacher and connects her projects well with learning outcomes. In this case, children are encouraged to have a loose approach and to make their own creative decisions – which is such a valuable part of any child (or adults!) creative education”. – *Rachel, AccessArt*

## You Might Also Like...



[Painted Houses](#)



## One Line Street



## Responding to Place

---

# Creativity Medals

# See the Resource Used in Schools...





## What We Like About This Resource...

“The sentiment behind this resource idea is lovely and it provides an opportunity to really develop some fine motor skills as well as independence of approach. Taking ownership of the medal design means the sense of achievement is heightened beyond the children just being given one. You can



really imagine the positive energy that would surround this activity within a classroom, with each child working on a shared project but embarking on their own creative journey.” – *Rachel, AccessArt*

## You May Also Like...

Pathway: Playful Making



[Featured in the 'Playful Making' pathway](#)

Talking Points: Introduction to sculpture

Sculpture.mp4



## Clay Art Medals



## Talking Points: Nnena Kalu



## Talking Points: Linda BELL



---

## Volcano Painting inspired by Frank Bowling

# See This Resource Used In Schools...



























## What We Like About This Resource...

“We love how this activity provides an opportunity to explore a well known Artist’s work, through focussing on their materials and techniques. The children looked at Frank Bowling’s work before creating their own individual responses that retained individual ownership – something we advocate as part of a rich and balanced visual arts education. It was also great to see how a professional artist visited the school to further enhance the children’s experience.” – *Rachel, AccessArt*

## You May Also Like...


Pathway: Cloth, thread, paint





[This is featured in the 'Cloth, Thread, Paint' pathway](#)


**Talking Points: Frank Bowling**



**Talking Points: Hannah Rae**



## Talking Points: Alice Kettle



---

## The Art Of Zines

# You Might Also Like...

## Pathway: Print & Activism

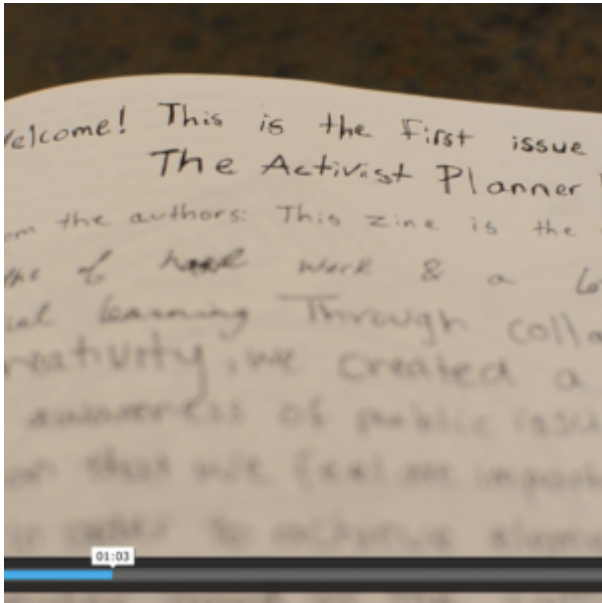


[This is featured in the 'Print & Activism' pathway](#)

## Talking Points: Luba Lukova



## Talking Points: What is a Zine?




**Making Large Scale, Screenprinted, Collaged, Co-Created Campaign Posters!**



**Making an Artist's Book**





## Book Artists



---

**Lino Printing Inspired by Gestural Drawings**

---

# **Printmaking using Packaging**

---

# **Personalising a Sketchbook with Mark Making and Collage**

---

# **Animal Habitats: An Ecological Mural of Planet Earth**

Vicki Ostensen visits her local Primary School to create a beautiful large scale mural of animals in their natural habitats.

---

# **DrawAble: Making Layered Portraits by Mike Barrett**

# Part Two

---

## **Ink Collage Inspired by The Wolf Wilder**

Using a well loved children's book as a starter for creating a beautiful and varied collage using different inking techniques.

---

## **Botanical Fairies**

---

## **Rainbows and Waves for Grey Days**

---

## **Unesco: Celebrating the Power**

# of Making!

Inspired by Paula's recent rousing film, 'It's in Our Hands', artist Jan Miller pulled images together from her own teaching to illustrate the things the children in her classroom do with their hands

---

## Thinking Silhouettes