

Responding to Place by Claire Louise Mather

A **40 Artist Educator** Resource:
Be Inspired by
Claire Louise Mather



Collaged landmarks of Oldham ready for display at St Thomas C of England Primary School, Oldham

Artist Claire Louise Mather works with primary children to create an artistic response to the place in which they live, using drawing, collage and stitch.

This project was shared with AccessArt as part of the [40 Artist Educator Project](#), funded by Arts Council England,

aiming to highlight and celebrate artist-led teaching and facilitation.

Responding to Place by Claire Louise Mather

Activity Overview

My aim for the project was to help pupils at [St Thomas C of E Primary School, Oldham](#) in Lancashire to create a visual interpretation of their town and its buildings, some of which pupils were familiar with but as was often the case, that they didn't know the names or any history about.

This project was aimed at encouraging children to work collaboratively with other age groups through a series of workshops. Using individual, paired and small groups, pupils produced a variety of artwork of a mixed media based nature, inspired by their surrounding area and local heritage.

	Please log in here to access full content.
Username	<input type="text"/>
Password	<input type="password"/>
	<input type="button" value="Login"/> <input checked="" type="checkbox"/> Remember me
	Forgot Password

To access all content, I would like to join as...

An Individual



Creative practitioners, educators, teachers, parents, learners...

[From £3.50](#)

An Organisation...



Schools, Colleges, Arts Organisations: Single and Multi-Users
[From £42](#)

AccessArt is a UK Charity and we believe everyone has the right to be creative. AccessArt provides inspiration to help us all reach our creative potential.

Creating and Drawing an Art Installation

Nest

See This Resource Used in Schools...








You May Also Like...

**Pathway: Sculpture, Structure,
Inventiveness & determination**



[This is featured in the 'Sculpture, Structure, Inventiveness & Determination' pathway](#)

Talking Points: What can we learn from birds



Drawing source material: nests



Drawing Hands


You May Also Like...

Pathway: Exploring Form Through Drawing

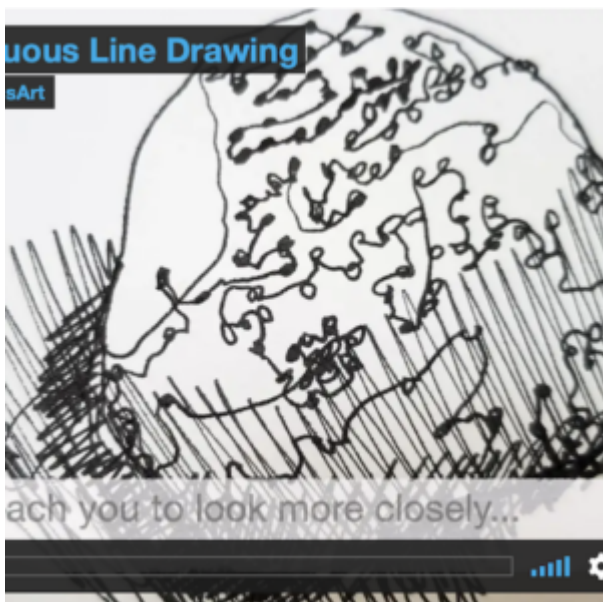


[This is featured in the 'Exploring Form Through Drawing' pathway](#)

Drawing Like a Caveman – Handprint Art



Continuous Line Drawings




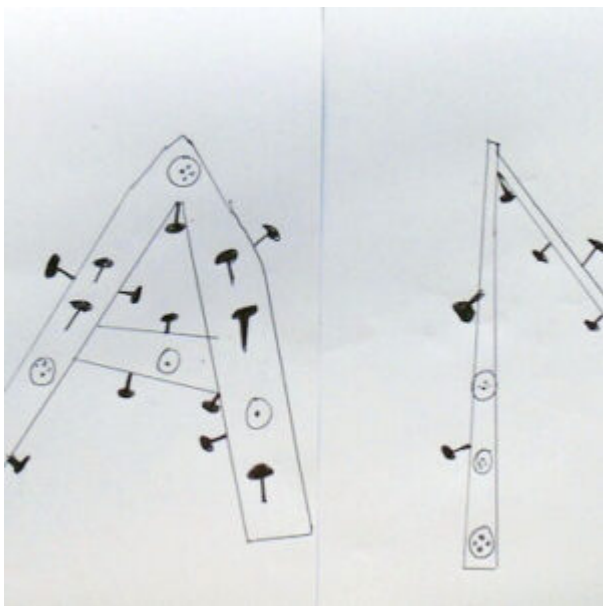
Painting the Savannah by Chloe Williams


Making a Monogram

Typography for Children

See the Resource Used in
Schools...









You May Also Like...

Pathway: Typography and Maps




[This is featured in the 'Typography and Maps' pathway](#)

Talking Points: What is typography?



Talking Points: Louise Fili



**Inspired by Miro – Collage,
Automatic Drawing, &**

Sculpture

You May Also Like...

Visual Arts Planning Collections:
Cardboard and paper



CARDBOARD ENGINEERING CHALLENGE



AN INTRODUCTION TO SCULPTURE



Year 4 Sculpture Project (ages 8 and 9)

**Woodland Exploration by
Caroline Wendling & Deborah
Wilenski**

Improving Drawing Outcomes by Changing Paper

Join Accessart

Join AccessArt from only £3.50 per month and access all our resources wherever you live.

See Curriculum Guidance for Drawing:
Resources



[Further Guidance to Support Drawing in Schools](#)

More Drawing Projects



[Find more drawing exercises and projects for primary-aged children in this beautiful book by Paula Briggs.](#)

Sketchbooks in Primary Schools – Curriculum Planning

[A new version of this page is available here.](#)

Post Office by Rosalie Schweiker: An Interactive

Community Art Project

**Self Portraiture Photography
by Anna Linch**

**Exploring Cyanotype by Maru
Rojas**


**Drawing with Wire: The
Polymeric Approach by Julie
de Bastion**

You May Also Like...


**Visual Arts Planning Collections:
Literacy**



Accessart wire resources



drawing with wire



Drawing on Pebbles to Make Treasured Fossils

Using a variety of drawing media on a variety of found surfaces to create a collection of fossils. [Full AccessArt Members Only](#)

Using Pastels to Capture Texture

Using soft pastel and graphite in an intuitive way to capture a sense of texture. [Full AccessArt Members Only](#)

Sculptural Pots

Scraperboard Lookalikes

Woodcut

Making simple scraper board drawings with oil pastel and acrylic paint, which take on the appearance of woodcuts. [Full AccessArt Members Only](#)