

# Cooking With Collage

[By Tobi Meuwissen](#)

In this resource pupils will play with shape, colour and collage to create artwork inspired by a healthy recipe.

The aim of this resource is to introduce pupils to an understanding of healthy eating through creativity, whilst learning skills such as cutting, composition and colour mixing. This session covers around 3 hours and can also be extended into printmaking.

[Log in](#) to access the resource below.



	<b>Please log in here to access full content.</b>	
Username		<input type="text"/>
Password		<input type="password"/>
	<input type="button" value="Login"/>	<input checked="" type="checkbox"/> Remember me
	<a href="#">Forgot Password</a>	

**To access all content, I would like to join as...**

**An Individual**



**Creative practitioners, educators, teachers, parents, learners...**

**From £3.50**



## An Organisation...



Schools, Colleges, Arts Organisations: Single and Multi-Users  
From £42

***AccessArt is a UK Charity and we believe everyone has the right to be creative. AccessArt provides inspiration to help us all reach our creative potential.***

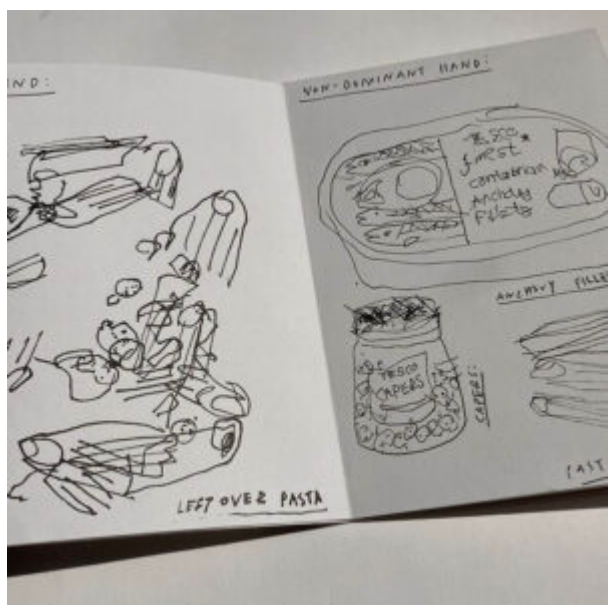
---

# You May Also Like...

## Redesigning food Packaging



## What i ate in a day



## Paint Your corner Shop



## Creating Repeat Patterns



---

## Ice Worlds

# You May Also Like...

**Pathway: Using Art To Explore Global Issues**



[This resource is featured in the 'Using Art To Explore Global Issues' pathway](#)

**Drawing Source material: ice**






## Talking Points: Drawn To Antarctica



## Mini world Lightboxes



---

## Adapting AccessArt: Stone Age

# Clay Play

See This Resource Used In  
Schools...







**You May Also Like**  
**fruit pinch pot**



**clay pens**



how to clay play



---

**Our Creative Community:  
Finding Exhibitions Near You**

---

**Our Creative Community:  
Curating an Exhibition Part  
One**

---

**Our Creative Community:  
Curating an Exhibition Part  
Two**

---

**Our Creative Community: Tips  
for Organising an Exhibition  
Setting**

---

**Our Creative Community:**



**Plates Inspired by Janine  
Burrows**

---

**Our Creative Community:  
Inspired by Samantha Bryan  
Part One**

---

**Our Creative Community:  
Inspired by Samantha Bryan  
Part Two**

---

**Our Creative Community: The  
Island: A Thinking Skills  
Workshop**

---

**Our Creative Community: Top  
Tips for Facilitating an  
Island Thinking Workshop**

---

**Our Creative Community:  
Preparing Screens**

---

**Our Creative Community:  
Inspired by Nigel Hoyle**

---


**Our Creative Community:  
Yorkshire Sculpture Park  
Visit**

---

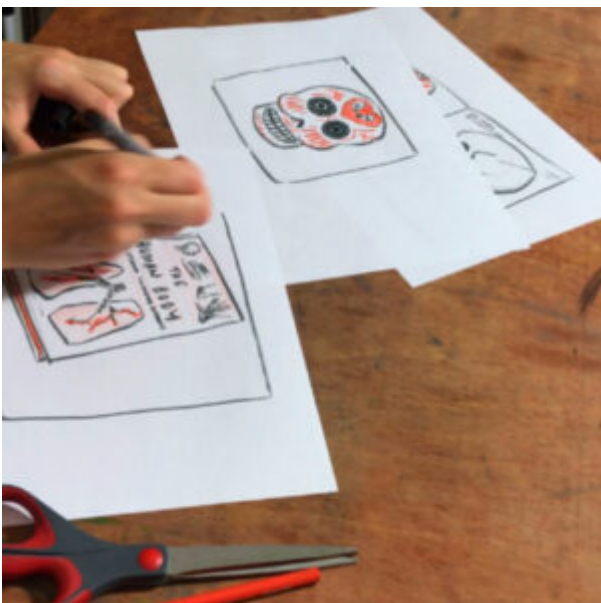
# Adapting AccessArt: Telling Stories

## You May Also Like

Session Recording: Adapting AccessArt



3 panel challenge





# Creating Comics inspired by museum collections



---

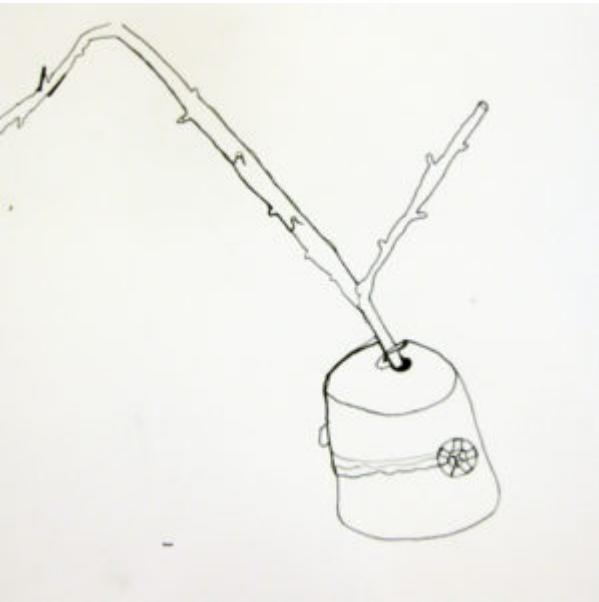
## Insect Hotels

## You May Also Like

patterns with nature



## **Continuous Line Drawings of sticks**



## **Making a Mask from Sticks and Tissue Paper**



---

# Top Tips for Cardboard Creations

**DALER**   
**ROWNEY**





**See This Resource Used In Schools...**





## You May Also Like

Creating a book world



World in a matchbox



## **Insect hotels**



**Pedagogy in 250 words: Making is hard**



## Prop Making for Toys



---

## Exploring A Midsummer Night's Dream: Costume Design for

# Bottom

See This Resource Used in Schools...







---

## Collecting Colour in my Moodboard Book

### What We Like About This Resource...

*“It’s really nice to see that although Rachel Parker works quite digitally, her process from the beginning is very tactile. Rachels books act as a really great source of inspiration, helping to break down the creative blocks that we all get from time to time. Having a sketchbook dedicated to colour means that as well as working with colours that you already love, you can test new*



*colour palettes and see colours from a new perspective. I especially love how Rachel picks up on the different tones in colours by looking at the way light hits it in order build her colour palette around those supporting tones as well as big statement colours.” – Tobi, AccessArt*

## **You Might Also Like...**

**Which Artists: Rachel Parker**





[Find out about Rachel's journey to becoming a pattern designer](#)

## Make Repeat Patterns



[A resource by Rachel Parker to help students build repeat patterns](#)



## Exciting Colour



[A collection of resources by Rachel Parker to help you build your own colour moodboard](#)