

# Illustrating a Book: The Making of Rabbit, Cactus, Accident

[By Yu-Ching Chiu](#)

In this resource, illustrator Yu-Ching Chiu shares with us the process of creating her silent book [Rabbit, Cactus, Accident](#). This post may be of interest to students thinking about how they might create their own illustrated book.

[Join AccessArt](#) to access the full post below.

---

	<b>Please log in here to access full content.</b>	
Username	<input type="text"/>	
Password	<input type="password"/>	
	<input type="button" value="Login"/>	<input checked="" type="checkbox"/> Remember me
	<a href="#">Forgot Password</a>	

To access all content, I would like to join as...

**An Individual**



Creative practitioners, educators, teachers, parents, learners...

[From £3.50](#)

**An Organisation...**



Schools, Colleges, Arts Organisations: Single and Multi-Users  
**From £42**

***AccessArt is a UK Charity and we believe everyone has the right to be creative. AccessArt provides inspiration to help us all reach our creative potential.***

---

**What We Like About This**

# Resource...

*"I really like how Yu-Ching's process combines hand-drawing and painting, before moving across to digital. Combining those processes ensures that the illustrations retain a very warm, tactile look to them, but the digital element refines the imagery. We really like what Yu-Ching says about the benefits of silent books being universally understood and feel that the benefits and challenges of not using words means that the imagery has to be really clear, which encourages lots of exciting creative problem-solving."* – Tobi, AccessArt


## You May Also Like...

**Creating a Storyboard and dummy book**



**Drawable: the 3 Panel Challenge**

3.



## Drawable: My Tiger Sketchbook



## Illustrating The Jabberwocky



---


## Turkish Map Fold

### What We Like About This Resource...


“This activity is a great example of how we can use paper as the focus of creativity. Often we use paper purely for drawing or painting on, but here, it is central to the activity itself. While these particular folded sculptures have their roots in Turkish culture, you could still deliver the activity if looking at things like Origami too, thus linking it across different cultures” – *Rachel, AccessArt*

# You Might Also Like...

## Puzzle Purses Part 1



## Puzzle Purses Part 2



## Paperback Figures



---

## Which Artists: Theresa Easton

### What We Like About This Resource...

“It’s interesting to hear Theresa describe Printmaking as a social activity, with the shared use of materials and equipment so central to the practice. This could be a positive way of working for lots of children in school, where instead of just working on individual art work, they can collaborate and embrace the creative sharing experience!” – *Tobi, AccessArt.*



# You Might Also Like...



## Monoprint Animals



## Screen printing Inspired by Matisse



## [An Exploration of Shepherd Fairey](#)

---

**DrawAble: Unfolding Stories  
by Inbal Leitner**

---

**Which Artists: Su Blackwell**

**What We Like About This  
Resource...**

“It’s really interesting to hear how Su’s career

path evolved organically, and how experimenting with different disciplines such as ceramics and sculpture whilst studying Textiles at the RCA began her journey towards paper craft and books. We really like how the small book sculptures inspired the larger scale set designs for The Snow Queen. They transfer so effectively to the stage and you can imagine how engaging it would be for a young audience to recognise letters and words on lampposts and other scenic elements". – *Rachel, AccessArt*

## You Might Also Like...



[Creating a Book World](#)



## Sketch Set Design Models



## Set Design for Primary Aged Children

---

**Natsko Seki: Making Broadway**


# Market

## What We Like About This Resource...

“This resource shows pupils how the experience, background and passions of an illustrator all feed into his or her work.

We like the way Natsko shares how her experience over time informs her work. For example, her background as a “visitor” or person living in cultures which she isn’t initially familiar with, enable her to see that culture through fresh eyes. She takes these observations in through her sketchbooks, and then these inform her work at various points going forward. This is an important concept when facilitating art and developing pupils’ own creativity – and [sketchbooks](#) provide the perfect tool for building this experience.”  
*Paula, AccessArt*

## You Might Also Like...



## Creating a Book World with Rose Feather



## Illustrating Stories: Creating a Storyboard and First Dummy Book



## [Illustrating the Jaberwocky](#)

---

# The Art Of Zines

## You Might Also Like...

Pathway: Print & Activism



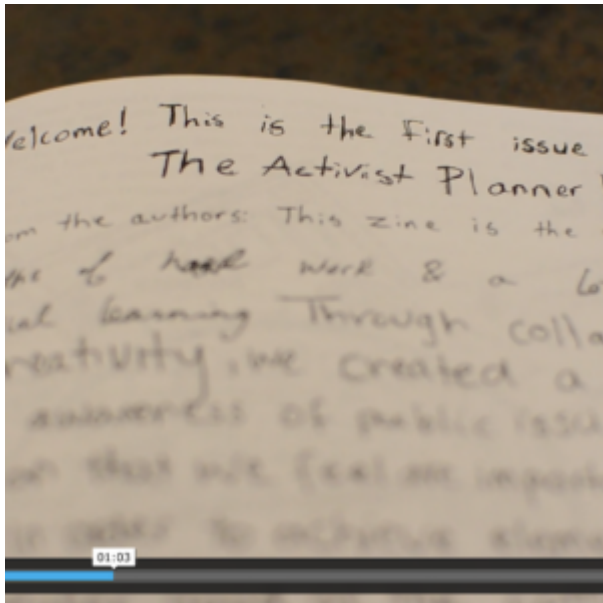
[This is featured in the 'Print & Activism' pathway](#)

**Talking Points: Luba Lukova**



**Talking Points: What is a Zine?**





**Making Large Scale, Screenprinted, Collaged, Co-Created Campaign Posters!**



**Making an Artist's Book**



## Book Artists



---

**Personalising a Sketchbook  
with Mark Making and Collage**

---

# **Making Spaces & Places in a Sketchbook**

---

# **DrawAble: Creating a Poetry Comic with Irina Richards**

---

# **Making a Scroll Drawing**

---

# **Taking on the Inktober Challenge**

Artist Morag Thompson Merriman taking on the Inktober Challenge and generously shares her process with AccessArt.

---

# **Animating Old Books**

---

**Drawing as a Tool for  
Wellbeing at Chesterton  
Community College, Cambridge**

---

**Sketchbooks Made with  
Screenprinted Papers**

---

**A “Wallpaper” Sketchbook –  
Enabling Drawing by Getting  
Rid of the White page**

---

# Paperback Figures: Collaged, Relief Sculptures

## You May Also Like...

Visual Arts Planning Collections:  
Cardboard and paper



Book art with Primary children



## Making 2d & 3d Fashion Designs with Painted and Decorated Paper



---

**Illustrating**

**'The**

# **Jabberwocky'**

In this resource, AccessArt contributor Eleanor Somerset, illustrates how she worked with a group of 7-10 year old pupils and another of 10-15 year old budding artists, at the Little Art Studio in Sheffield, on a series of workshops to illustrate Lewis Carroll's The Jabberwocky.

---

## **Make a Sketchbook, Ideas Book or Travel Journal this Summer!**

AccessArt's Experimental Drawing Class worked during their final session this term, on making their own books for summer ideas (and delightfully their parents joined in at the end of the session and made their own books too)

---

## **Book Transformation: Flock of Birds**

**See This Resource Used In**

# Schools...





# You May Also Like...

Pathway: Making Birds



[This resource is featured in the 'Making Birds' pathway](#)

Visual Arts Planning Birds: Making & Drawing

