

Supporting Videos for the Full Curriculum


Make the most of the new [AccessArt Primary Art Full Curriculum](#) by exploring these videos and recordings.

[Build Your Understanding of the AccessArt Primary Art Curriculum](#)

If you are a teacher looking to explore what the AccessArt Curriculum has to offer, please find [support videos here](#), free to access for non-members.

Explore the videos to find out more about the curriculum, with information about knowledge and experience, what is covered, progression, assessment and teacher growth.

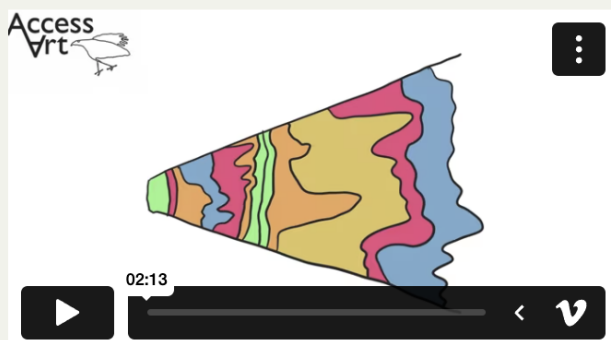
KNOWLEDGE & EXPERIENCE IN THE ACCESSART PRIMARY ART CURRICULUM



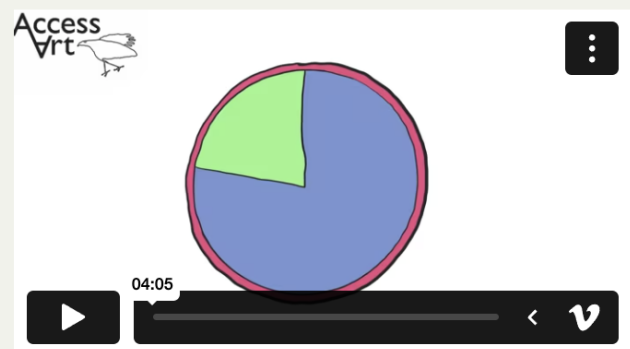
WHAT DO WE COVER IN THE ACCESSART PRIMARY ART CURRICULUM?



WHAT DOES PROGRESSION LOOK LIKE IN THE ACCESSART PRIMARY ART CURRICULUM?



HOW DO WE EVIDENCE AND ASSESS WORK MADE?



Watch this video...

Recordings to Help Build Pedagogical Understanding
The videos below are all available to AccessArt members.

ACCESSART RECORDED CPD: MATERIALS, IDEAS, TECHNIQUES



[Recordings of Zoom “In the Studio” sessions exploring materials, techniques and approaches used in the new AccessArt Primary Art Curriculum and beyond](#)

ACCESSART RECORDED CPD: PRIMARY ART CURRICULUM



Recordings of Zoom CPD Sessions relating to the new AccessArt Primary Art Curriculum

pedagogy in 250 words



Build your understanding of art pedagogy by watching our short animations

Explore Other Curriculums

The EYFS & SEND Curriculum



[See the EYFS & SEND Curriculum](#)

The split AccessArt Curriculum



[See the “Half” AccessArt Primary Art Curriculum designed for schools alternating Art with other subjects each half term](#)

Mixed Year Group Curriculum



[See the AccessArt Primary Art Curriculum](#)

[designed for schools teaching in mixed year groups](#)

the Split and Mixed Curriculum



[See the AccessArt Primary Art Curriculum designed for schools with mixed classes who alternate Art and DT](#)