

# Supporting Documents for The Mixed Curriculum

Make the most of the new AccessArt Primary Art Mixed Curriculum by exploring supporting documents and information.

The documents below are all available to AccessArt members.

If you are a teacher looking to explore what the AccessArt Curriculum has to offer, please find introductory videos here, free to access for non-members.

## Supporting Documents For the Mixed Year Group Curriculum



PDF'S OF  
PATHWAYS

**Download PDF versions of each pathway in the new AccessArt Curriculum**



MEDIUM TERM  
PLANS

**See the “MTP” relating to each pathway**



DISCIPLINES,  
SEQUENCING AND  
ARTISTS

**See the Sequencing Plans for the full curriculum, Years 1 to 6**

# KEY VOCABULARY

Download an editable word doc with key words for each pathway across all years

Mixed Year Group Curriculum Editable Document

Mixed Curriculum				
	Autumn Term 1	Autumn Term 2	Spring Term 1	Sp
2	<b>Spirals</b> Using drawing, collage and mark-making to explore spirals. Introducing sketchbooks.	<b>Simple Printmaking</b> Explore simple ways to make a print. Use line, shape, colour and texture to explore pattern, sequencing and symmetry.	<b>Playful Making</b> Exploring materials and intention through a playful approach	y di r
2	<b>Explore &amp; Draw</b> Introducing the idea that artists can be collectors & explorers as they develop drawing and composition skills.	<b>Exploring the World Through Mono Print</b> Using a simple mono print technique to develop drawing skills, encourage experimentation and ownership	<b>Be An Architect</b> Exploring architecture and creating architectural models.	pa er a
4	<b>Gestural Drawing</b>	<b>Working with</b>	<b>Telling Stories</b>	

Download an editable word doc for the Mixed Year Group Curriculum

# Revised Progression Plan



---

ssion (Skills and Knowledge) for Primary Schools Years 1 to 6  
ated to support the [AccessArt Primary Art Curriculum](#)

---

**See the new AccessArt Progression of Knowledge & Skills Plan and watch the video to see how to edit the plan to suit your school**

**Thinking About Curriculum Content & Progression in Primary Art**



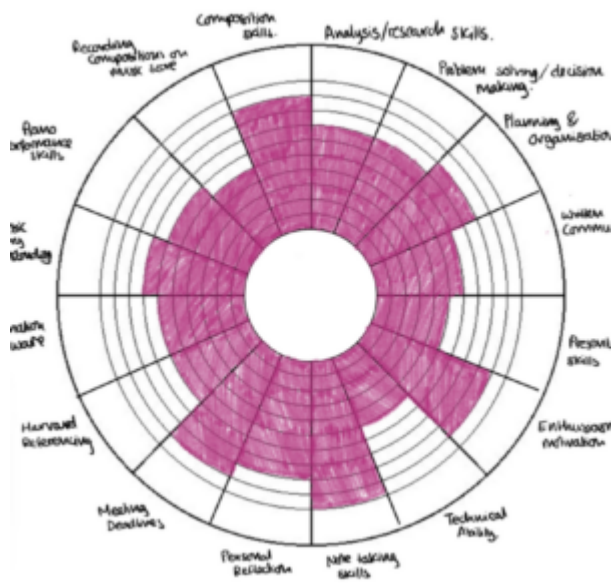
**How might we more usefully connect the curriculum we choose to teach with the progress we'd like to see**

**Disciplines, Skills, Behaviours & Traits Developed Through the AccessArt Primary Art Curriculum**



**Understand how disciplines, skills, behaviours and traits are developed through our curriculum**

**using circle diagrams to celebrate progression**



**Using Circle Diagrams as a gentle, learner centred way to think about assessment**

**Artists & Concepts**



**See the “Talking Points” resources which feature in the AccessArt Primary Art Curriculum**

## **CURRICULUM LINKS & ADAPTATIONS**



**This page shares ideas for curriculum links and adaptations**

**List of Materials & Resources**



**See the Materials Resource List**

**Ensure Your Intent Matches Our Intent**



**Understand the philosophy and intent behind our work, to ensure that it matches and informs your own understanding**

**The AccessArt Primary Art curriculum Gallery**



**See how other schools have been using the**




# AccessArt Art Curriculum

## EQUIVALENT AGE/YEAR GROUPS

	N Ireland	Ireland	US	Canada
	P1	Junior Infant	Pre-Kindergarten	Pre-Kinderg
	P2	Senior Infant	Kindergarten	Kinderg
vel)	P3	1 <sup>st</sup> Class	1st Grade	Grade 1
el)	P4	2 <sup>nd</sup> Class	2nd Grade	Grade 2
vel)	P5	3 <sup>rd</sup> Class	3rd Grade	Grade 3
vel)	P6	4 <sup>th</sup> Class	4th Grade	Grade 4
vel)	P7	5 <sup>th</sup> Class	5th Grade	Grade 5
vel)	Year 8 (1 <sup>st</sup> Yr)	6 <sup>th</sup> Class	6th Grade	Grade 6
vel)	Year 9 (2 <sup>nd</sup> Yr)	1 <sup>st</sup> Year (Secondary Junior)	7th Grade	Grade 7
vel)	Year 10 (3 <sup>rd</sup> Yr)	2 <sup>nd</sup> Year (Secondary Junior)	8th Grade	Grade 8
	Year 11 (4 <sup>th</sup> Yr)	3 <sup>rd</sup> Year (Junior Cert)	9th Grade Freshman	Grade 9
el)	Year 12 (5 <sup>th</sup> Yr)	Fourth Year – optional transition year Senior cycle (Fifth year if no TY)	10th Grade Sophomore	Grade 10

Find a table to help teachers around the UK and overseas to find the equivalent levels within their education systems

Introducing staff to accessart



**Find a powerpoint that you can use to introduce the curriculum to staff**

**ACCESSART PRIMARY ART CURRICULUM FAQ**



**Do you have a question about the curriculum? Check here to see if its been answered!**

## **Explore Other Curriculums**

**The EYFS & SEND Curriculum**



**See the EYFS & SEND Curriculum**

**The Full AccessArt Curriculum**



**See the “Full” AccessArt Primary Art Curriculum**


**The split AccessArt Curriculum**



**See the “Half” AccessArt Primary Art Curriculum designed for schools alternating Art with other subjects each**

**half term**

**the Split and Mixed Curriculum**



**See the AccessArt Primary Art Curriculum  
designed for schools with mixed classes  
who alternate Art and DT**