

# Pathway: How Can Paper Be Transformed To Conceal & Reveal?

This is an enquiry-based creative learning pathway for learners between the ages of 11-16. Find more [enquiry-based pathways here](#).

**Discipline:** Book Art, Paper Art, Drawing

In this pathway, suitable for ages 9 to 16, we explore the work of artists who use paper engineering to bring the pages of books to life. Use their work as the basis for conversation in the classroom, and then use the AccessArt resources below to enable pupils to explore ways they might create interaction and intrigue through the pages of books.

**Theme:**

**Transformation**

**Medium:**


**Books, Paper**


**Artists:**

**Julie Chen, Theresa Easton**

If you use this resource in your setting, please tag us on social media: #InspiredBy @accessart

(facebook, twitter) @accessart.org.uk (instagram) and share the url. Thank you!






AGES 9-11

AGES 11-14

AGES 14-16

# Explore Book Artists



## Inspired by Julie Chen

Julie is an artist with a talent for creating books that are not at first what they seem to be. With hidden folds and complex structures, Julie breaks the boundaries of what we originally might think of as being “book”, to create exciting and unexpected treasures with paper.

## See Julie’s Books Unfold

Explore “[Talking Points: Julie Chen](#)” to discover how Julie’s books are engineered to transform into new forms.

Find out more about how Julie creates her books on her [website](#).




## Inspired by Theresa Easton

Theresa Easton is printmaker and community artist. A life long interest in exploring heritage, experimenting with new processes, and working with people in community settings has led her to find alternative materials to paper within her printmaking and book making, creating outcomes using glass, ceramics and metal.


Explore “Talking Points: Theresa Easton” to find out more about her work.

## AccessArt Resources



## Paper Engineering & Pattern

Explore paper folding using this [“Turkish Map Fold”](#) resource by Theresa Easton. Experiment with creating just one Turkish Map Fold or a whole concertina full using different patterns, colours, drawings or papers. You may want to scaffold this activity with the [“Make A Repeated Pattern”](#) resource to showcase personal patterns in a Turkish Map Fold book.



## Paper Engineering & Drawing

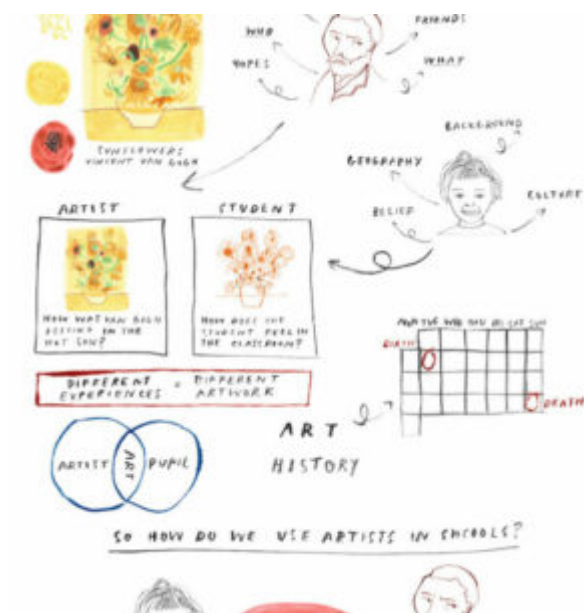
Create a "[Folded Sketchbook](#)" from a range of recycled papers. Let the surface inform the subject matter.

Create an origami "[Puzzle Purse](#)" and then use storytelling to make a creative and personal object. Adapt the resources subject matter to make

cross curricular links, for example it could be used to tell stories about a historical event, a poem or scientific explorations such as evolution.

## Notes for Teachers

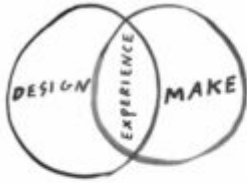
**Pedagogy in 250 Words: How do we use Artists in schools?**



**Pedagogy in 250 Words: Design Through Making**



MAKING



g EXPLORE  
TO  
FIND OUT



MATERIALS



CONVERSATION

making