

Making Painted & Sewn Landscapes

This post shares a way to explore working with both paint and thread to create painted and sewn responses to landscape.



You Will Need:

- Calico or other neutral fabric. Cut into A4 or smaller rectangles.
 - Acrylic or poster paint
 - Brushes
 - Card for palettes
 - Sewing thread
 - Needles
-

	Please log in here to access full content.	
Username		<input type="text"/>
Password		<input type="password"/>
	<input type="button" value="Login"/>	<input checked="" type="checkbox"/> Remember me
	Forgot Password	

To access all content, I would like to join as...

An Individual



Creative practitioners, educators, teachers, parents, learners...

From £3.50



An Organisation...



Schools, Colleges, Arts Organisations: Single and Multi-Users
From £42

AccessArt is a UK Charity and we believe everyone has the right to be creative. AccessArt provides inspiration to help us all reach our creative potential.

See This Resource Used In Schools...














You May Also Like...

Pathway: Cloth, thread, paint



This is featured in the 'Cloth, Thread, Paint' pathway

Talking Points: Frank Bowling




Use Frank Bowling as an inspiration to create expressive paintings

Talking Points: Hannah Rae



Explore the work of Hannah Rae

Talking Points: Alice Kettle



Be inspired by the large scale textile works of Alice Kettle