

# Houses, Home and Architecture

[<< Go Back To Our Visual Arts Planning Collection](#)

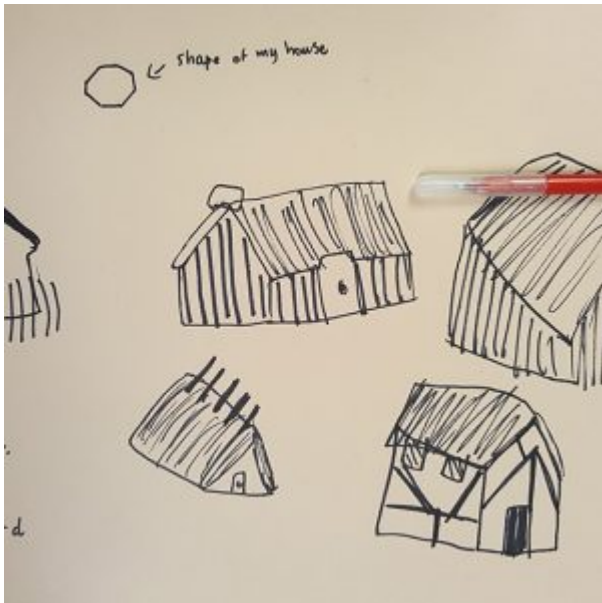
Explore our collection of resources exploring Houses, Home and Architecture for ages 5-11.

Tell us what you are planning to cover or explore this term in your school or institution and we'll recommend resources or learning approaches which we think might feed your teaching.

Contact us by [email](#).




**Inspired by Anglo Saxon Architecture**



A short drawing exercise used to help collect information and focus minds.

## One Line Street Scene



A warm up drawing exercise that encourages thinking about architectural shapes and structures.

## Simple Perspective



Introduce children to the basics of perspective in relation to drawing architecture.

## Making a Treehouse



Engage children with ideas about

architecture, shape and form, and transformation of materials.

## Draw Your Home: Collage and Stich



Inspired by the AccessArt Village, fabric rubbings and simple stitching are used to make a colourful collage of a home.

## Make A Stitched Drawing Of A House



Using a range of stitches and sewing materials to make a sewn house in an hour.

## Printed Houses



Use found materials as printing blocks to create colourful patterned papers before using them to construct 3-dimensional paper houses.

**Monoprint and Painting: The Great Fire of London**



An exciting exploration of drawing, print and paint to enrich a popular topic taught in schools.

## **Making An Ink And Wax Village**



Introduce children to drawing techniques, wax resist and some fun creative processes.

## Responding To Place



Artist Claire Louise Mather works with primary children to create an artistic response to the place in which they live, using drawing, collage and stitch.

## Houses from Around The World



Celebrate International Day by learning about and drawing houses from all over the world.

## Street Drawing



Give pupils the opportunity to immerse themselves into a street view and explore drawing with a vanishing point.

## Building Stories






Use photography, collage and iPads to encourage looking, collaborating, and telling visual stories.

## A Workshop In Perspective



Try this wonderful and engaging technique for introducing children, teenagers and adults to perspective.

## Collage Streets



Use collage imaginatively in two ways to create individual pieces, that can be joined together to form a collaborative piece.

**Be An Architect!**



An introduction to architecture for children, and the opportunity to explore space, structure, interior and exterior.

**Sculptures with Personality**



[Invite children to make sculptures inspired by an Anglo Saxon Village.](#)

**Constructed Space**



[Integrate sculptural construction, time, photography and animation.](#)

**Ink And Foamboard Architecture**




Make drawings and collagraphs, and create architectural models based upon their exploration.

## My House: A Cardboard Construction



Autobiographical architectural sculptures using corrugated cardboard.

## Glow In The Dark Architectural Models



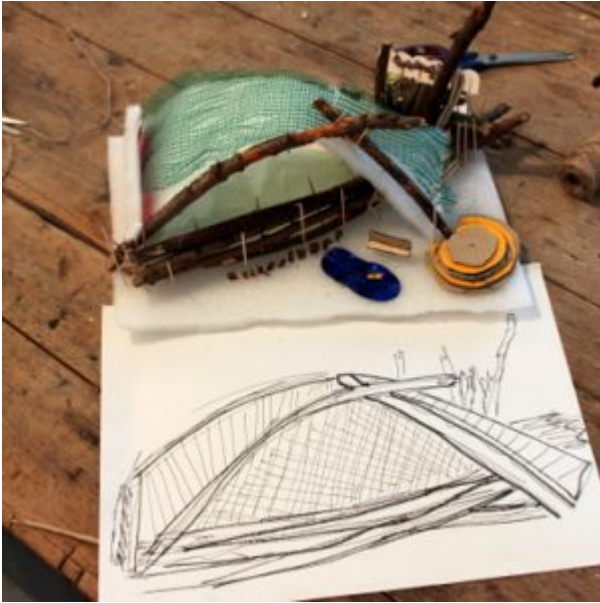
This project uses a mix of traditional and smart materials to construct architectural models.

## Making A Scale Gallery



Create a shared architectural model.

## A Model Studio



Offer exposure to skills that are useful in a real life creative working environment.

## Building Nests



A session centred around an exploration

of the materials and construction methods we might use to build inventive, sculptural nests.

**Make a model stitched house**



A resource developed to celebrate the character and diversity of the many beautiful stitched houses.

**Art for the square**



Explore the relationship between art, architecture and public space in a series of workshops.

**Making of a model village**



Acclaimed artist duo Karen Guthrie and Nina Pope share how they achieved one of the most physical and ambitious contemporary art projects seen in Cambridge.