


# EYFS: How Can We Explore 3D Materials?

[<< Back to the EYFS and SEND Curriculum Collection page<<](#)

The world is full of materials, waiting to be transformed by our hands, hearts and heads.

Giving children plenty of opportunity to explore materials through free exploration, ungoverned by our expectations of “outcome”, is vital if we are to help build experience of what it is possible to create.

The resources below help enable an open-ended exploration of materials using construction and modelling techniques, whilst developing dexterity and imagination skills.



EYFS

SEND


**Try These Activities...**

[Insect Hotels](#)



Make a mini world for the bugs around you. [See the Resource.](#)


## [Fruit & Veg Heads](#)



Explore colour, form, modelling and construction to make characterful faces. [See the Resource.](#)

## [Clay Play](#)





Make colourful pages and construct simple sketchbooks. [See the Resource.](#)

## [Repeat Pattern Printing Roller](#)



Explore the tactile qualities of materials combined with movement to make patterns. [See the Resource.](#)

## Modroc Plasterboard



Create plasterboard casts by moulding modroc over found materials to create textured surfaces to paint on. [See the Resource.](#)

## Magic Caring Box



Encourage children to think about feelings and how we care for others when they are feeling unwell. [See the Resource.](#)

## Clay Pens



Provide a tactile experience, explore mark-making and create something which can be used. [See the Resource.](#)



[The EYFS and SEND Curriculum Collection](#)  
[Page](#)



[Explore our Primary Art Curriculum \(yrs 1 to 6\)](#)

**DALER**   
**ROWNEY**





**A special thank you to Scola  
and Daler Rowney for their  
support.**