

Drawing Source Material: Polar Bears

A collection of imagery and sources which you can use to prompt drawing in schools and community groups.

Please note that this page contains links to external websites and has videos from external websites embedded. At the time of creating, AccessArt checked all links to ensure content is appropriate for teachers to access. However external websites and videos are updated and that is beyond our control.

Please [let us know](#) if you find a 404 link, or if you feel content is no longer appropriate.

We strongly recommend as part of good teaching practice that teachers watch all videos and visit all websites before sharing with a class. On occasion there may be elements of a video you would prefer not to show to your class and it is the teacher's responsibility to ensure content is appropriate. Many thanks.

Polar Bears

Use the film below to enable children to explore drawing polar bears. Try to create a sense of momentum – for example you might pause the video 4

times and ask the pupils to make a 1 minute, 2 minute, 3 minute and 4 minute drawing at each pause.

Encourage close and slow looking by talking as they draw – use your voice to attract their attention to features of the polar bears.

Watch the full documentary [The Polar Bear Family & Me](#)



public domain animal CC0 photo.



public domain animal CC0 photo.




Free public domain CC0 photo.



Free public domain CC0 photo.

You May Also Like...

Pathway: Using Art To Explore Global Issue

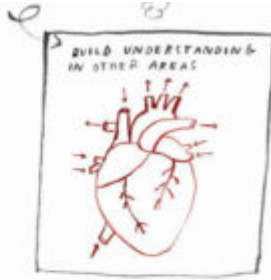



[This is featured in the 'Using Art To Explore Global Issue' pathway](#)

using sketchbooks to make visual notes



Show me what you see



SHOW ME WHAT YOU SEE METHODS:

1) GUIDE FORMS

"SHOW ME..."

2) RULES



3) CHALLENGE EXPECTATIONS

4) COUNT DOWN