

# The Drawing Journey for Children Ages 9 to 11 – Drawing Projects

[<<< Back to the AccessArt Drawing Journey for Children Ages 9 to 11<<<](#)

## Drawing Projects for Ages 9-11

[Drawing Exercises](#) make great ways to introduce children to new ways of working and new media. Develop these skills further and create engaging opportunities for pupils by introducing projects which focus upon different types of drawing.

There is no particular order to these activities and all the resources below can be adapted to suit your year group.



## Making Fossil drawings



Explore how the surface you draw might inspire your drawings

## Making a scroll drawing



Change the ratio of the drawing paper and make a different kind of sketchbook

**drawing by torchlight**



**Make atmospheric drawings full of drama**

**drawing feathers**



**Feathers are the perfect medium to explore mark making and experimentation**

**drawing toys inspired by Gwen John**




Make drawings of pupils favourite toys

communal drawing



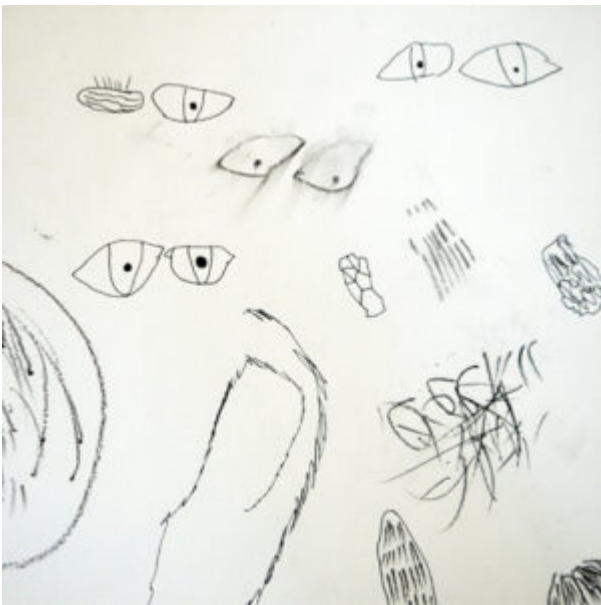
Explore what it's like to draw on fabric and make a communal drawing

mono printing with carbon copy paper



A simple but engaging way to introduce children to monoprinting

**drawing cartoon characters**



Draw cartoon characters by exploring facial expression

**Dress up As Fossils**





Draw on sheets and then use the drawings as costumes

life drawing for children



Dress up, use props and pose for one another

Autumn floor drawings



Make drawings which have no top or bottom, inspired by what you see on the pavement

houses from around the world



Celebrate different styles of architecture from around the world

## Portrait Club



Set up a “portrait club” in your class and draw each other

## Making a puzzle purse



Design & make a puzzle purse and connect it to literature



## creating a poetry comic



## Combine poetry and comics

### Nest



## Draw & build nests to explore mixed media

### sushi inspires our art



Create colourful and large scale mixed media drawings

**making an artist's sketchbook**



Use collage & drawing to make an artist's book

**creating comics inspired by museum**

# collections



## Irina Shares Her Recent Project With Young Artists

# making money



## Drawing and make: invent coinage

## creating & drawing an installation



## Create and draw art installation

**bubble drawings**



## Combine drawing with literature

**pathway: where the wild things are**





Make work inspired by Where The Wild Things Are

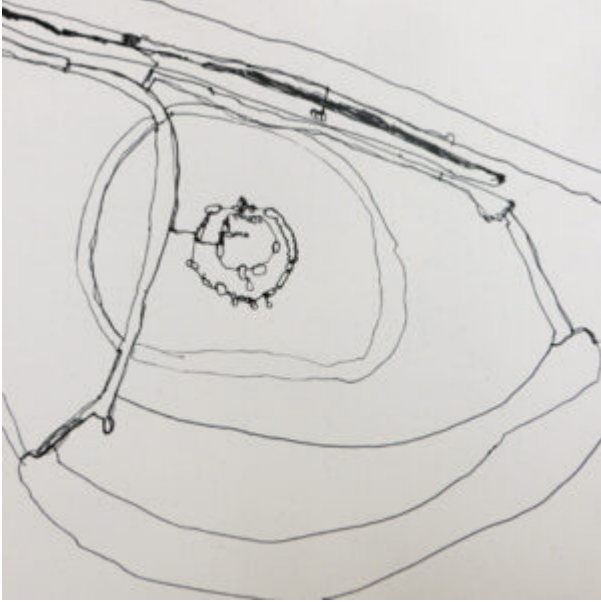
never ending landscapes



Take inspiration from Myriorama Cards & draw never-ending landscapes

Inspired By Google Earth





Explore contour and pattern by drawing from google earth

flat yet sculptural



Transform drawings and collage into sculpture

use pastels to draw fabric



Explore pastels to capture texture

Quentin Blake's illustrations as inspiration



Be inspired by Quentin Blake and draw from life

vegetable drawing game



Explore a variety of drawing media through this drawing game

illustrating stories




Make a storyboard and create a dummy book

making magic spells



Make drawings of objects and transform them into one large, dynamic drawing

drawing water




Take inspiration from Leonardo Da Vinci and draw pouring water

winter tree challenge



Combine charcoal drawings and making in this fun challenge

illustrating the jabberwocky



Illustrate a classic text

wax resist & sgraffito





Texture and mark making to depict mythical beasts

chimera- a drawing workshop



Create your own imaginary animals through drawing

a cheerful orchestra




## Combine music and drawing

**Making drawings move**



## Articulate your drawings

**typography for children**



## Explore typography

inspired by miro- collage, drawing & Sculpture



## Explore the surrealists and automatic drawing

pegged out on the washing



## Explore how to depict gravity through drawings

page to panel



## Explore Manga art

animating with charcoal



Be inspired by William Kentridge and make animated charcoal drawings


designing wallpaper



Design wallpaper

heavy/light mobiles





Make mobiles which explore heavy/light  
a wallpaper sketchbook



Make a wall paper sketchbook which can  
inspire the drawings you make

**Graphic Inky Still life**



Make observational drawings which stand

Henry Moore shelter drawings



Inspired by Henry Morris – make drawings which explore mass and form

drawing and making flowers



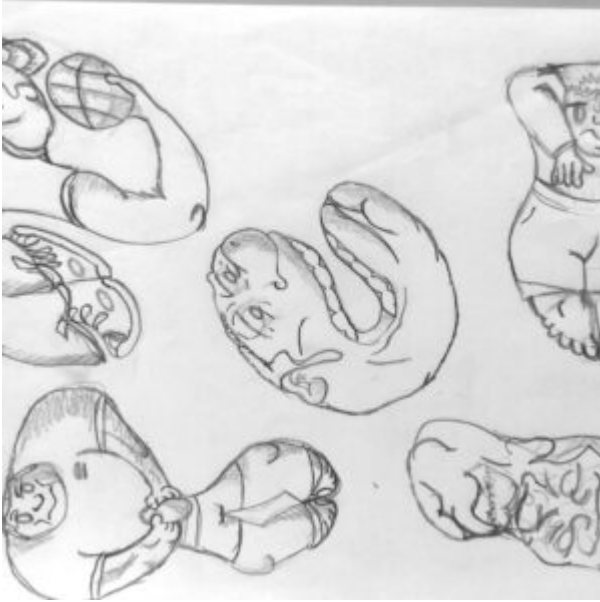
Use drawing as a way to collect information before you make

graphite drawings of artist retreats



Explore light and dark

animated walk cycle



**Design your own walk cycle so you can animate your drawing**

**Making Decorated bowls**



**Make, draw, collage**

**Wave bowls**



**Draw, design, build**

**Paint Your Corner Shop**



**Create a simple class installation of  
tinned food sculptures**

**Charcoal Cave**





Create a charcoal cave inspired by theatre stages

Cut out typography



Create type from cut out shapes

Mark Making Tools



Find out how you can be creative in building your own mark making tools

**Water Soluble Felt-Tips with colour**



Explore water soluble felt-tips through observational drawing

**Sculptural Environments Inspired by**

# Hockney



Create a classroom installation inspired by landscape and Hockney

Nests: Materials, Tools testing and Sketchbooks



Explore making marks using a range of

## drawing tools and ink

### **Nests: Observational Ink Drawings**



Build upon mark making work using ink to observe and draw a series of natural objects

### **Nests: Observational Ink Drawings**




## Experiment the structures of nests with mark making and materials

### A Visual Poetry Zine



## Create a zines by making mono prints inspired by poetry

### Mark Making Tools





Find out how you can be creative in building your own mark making tools

**Expressive charcoal collage: coal mines**



Explore making marks using charcoal to create a composition inspired by coal mines

**Working on black paper**



## Explore a range of painting projects using black paper as a starting point

### Exploring sound and drawing



What is the connection between sound and mark making, and how can we use one to enable an exploration in the other?

### Adapting AccessArt: Egypt in Ink



Jennifer Connor shares with us how she combined 2d and 3d drawing to explore Ancient Egyptian artefacts.

## Mixed Media Landscape Challenge




Explore some mixed media challenges for you to try in sketchbooks or on sheets of paper

accessart explores shakespeare



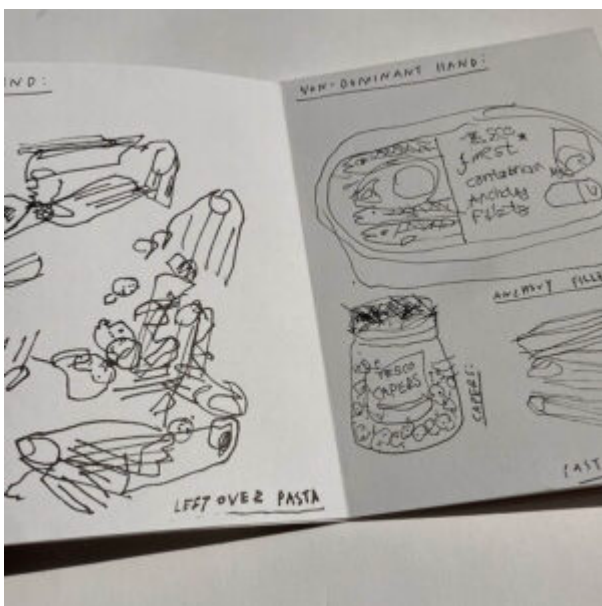
## Explore Shakespeare plays through drawing

### Adapting AccessArt: Monoprint and Painting: The Great Fire of London




## Create mixed media artwork inspired by the Great Fire of London

### What i ate in a day



Pupils record what they eat in a day responding to different drawing prompts in handmade sketchbooks

**colour and composition**



Yu-Ching Chiu shares her adaptation of an AccessArt resource to highlight that colour and shape can be used to build interesting compositions.

**Continue your Drawing Journey...**





[>> On to Step 5: Inspiration >>](#)

[<< Back to Step 3: Introducing Materials <<](#)