

The Drawing Journey for Children Ages 7 to 9 – Drawing Projects

[<<< Back to the AccessArt Drawing Journey for Children Ages 7 to 9<<<](#)

Drawing Projects

[Drawing Exercises](#) make great ways to introduce children to new ways of working and new media. Develop these skills further and create engaging opportunities for pupils by introducing projects which focus upon different types of drawing.

There is no particular order to these activities and all the resources below can be adapted to suit your year group.



spiral snails



Explore colour and form through spirals

Making Fossil drawings



Explore how the surface affects drawings

Making a scroll drawing




Change the size of the drawing paper and make a different kind of sketchbook

drawing stories



Use toys to create sets and scenarios and make narrative drawings

mono printing with carbon copy paper



A simple but engaging way to introduce children to monoprinting

drawing feathers



Explore mark-making by drawing feathers

drawing by torchlight



[Make atmospheric drawings full of drama](#)

Life drawing for children



[Dress up, use props and pose for one another](#)

Autumn floor drawings



Make drawings which have no top or bottom, inspired by what you see on the pavement

drawing toys inspired by Gwen John



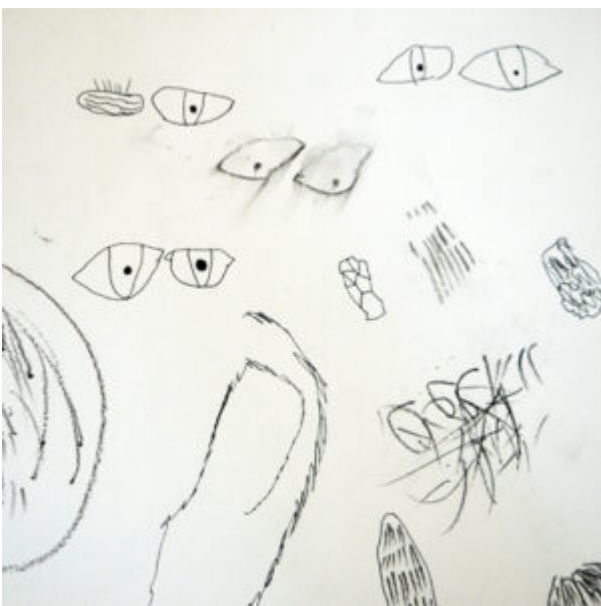
Make drawings of pupils favourite toys

communal drawing



Explore what it's like to draw on fabric and make a communal drawing

drawing cartoon characters



Draw cartoon characters by exploring facial expression

Dress up As Fossils



Draw on sheets and then use the drawings as costumes

houses from around the world



Celebrate different styles of architecture from around the world

Nest




[Draw & build nests to explore mixed media](#)

Portrait Club



[Set up a "portrait club" in your class and draw each other](#)

Making a puzzle purse



Design & make a puzzle purse and connect it to literature

making money



Drawing and make: invent coinage

sushi inspires our art



Create colourful and large scale mixed media drawings

creating a poetry comic



Combine poetry and comics

creating comics inspired by museum collections



[Irina Shares Her Recent Project With Young Artists](#)

creating & drawing an installation



[Create and draw art installations](#)

making an artist's sketchbook



Use collage & drawing to make an artist's book

bubble drawings



Combine drawing with literature

pathway: where the wild things are



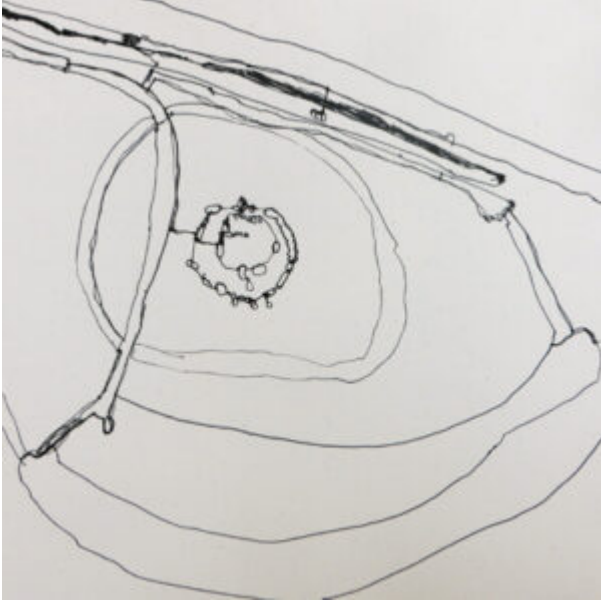
Make work inspired by Where The Wild Things Are

never ending landscapes



Take inspiration from Myriorama Cards & draw never-ending landscapes

Inspired By Google Earth



Explore contour and pattern by drawing from google earth

flat yet sculptural



Transform drawings and collage into sculpture

use pastels to draw fabric



Explore pastels to capture texture

Quentin Blake's illustrations as inspiration



Be inspired by Quentin Blake and draw from life

vegetable drawing game



Explore a variety of drawing media through this drawing game

making magic spells



Make drawings of objects and transform them into one large, dynamic drawing

drawing water



Take inspiration from Leonardo Da Vinci and draw pouring water

Making drawings move




Articulate your drawings

winter tree challenge



Combine charcoal drawings and making in this fun challenge

wax resist & sgraffito



Texture and mark making to depict mythical beasts

chimera- a drawing workshop




Create your own imaginary animals through drawing

illustrating stories



Make a storyboard and create a dummy book

illustrating the jabberwocky



Illustrate a classic text
pegged out on the washing



Explore how to depict gravity through drawings
page to panel



Explore Manga art

a cheerful orchestra




Combine music and drawing

designing wallpaper



Design wallpaper using photocopies of drawings

typography for children




Explore typography

inspired by miro- collage, drawing & Sculpture



[Explore the surrealists and automatic drawing](#)

Mark Making Tools



[Find out how you can be creative in building your own mark making tools](#)

Water Soluble Felt-Tips with colour



Explore water soluble felt-tips through observational drawing

Sculptural Environments Inspired by Hockney




Create a classroom installation inspired by landscape and Hockney

A Visual Poetry Zine



Create a zines by making mono prints inspired by poetry

heavy/light mobiles



Make mobiles which explore heavy/light

Paint Your Corner Shop



Make a simple class installation of tinned food

Charcoal Cave



Create a charcoal cave inspired by theatre stages

Nests: Materials, Tools testing and

Sketchbooks



Explore making marks using a range of drawing tools and ink

Nests: Observational Ink Drawings



Build upon mark making work using ink to observe and draw a series of natural

objects

Nests: wet and Dry Media



Experiment the structures of nests with mark making and materials

accessart explores shakespeare



Explore Shakespeare plays through drawing

Expressive charcoal collage: coal mines



[Explore making marks using charcoal to create a composition inspired by coal mines](#)


Working on black paper



[Explore a range of painting projects](#)

using black paper as a starting point

Adapting AccessArt: Monoprint and Painting: The Great Fire of London



Create mixed media artwork inspired by the Great Fire of London

What i ate in a day



Pupils record what they eat in a day responding to different drawing prompts in handmade sketchbooks

Adapting AccessArt: Egypt in Ink



Jennifer Connor shares with us how she combined 2d and 3d drawing to explore Ancient Egyptian artefacts.

Mixed Media Landscape Challenge



Explore some mixed media challenges for you to try in sketchbooks or on sheets of paper

Exploring sound & drawing



What is the connection between sound and mark making, and how can we use one to enable an exploration in the other?

Continue your Drawing Journey...



[>> On to Step 5: Inspiration >>](#)

[<< Back to Step 3: Introducing Materials <<](#)