

The Drawing Journey for Children Ages 5 to 7 – Drawing Projects

[<<< Back to the AccessArt Drawing Journey for Children Ages 5 to 7<<<](#)

Drawing Projects for Ages 5-7

[Drawing Exercises](#) make great ways to introduce children to new ways of working and new media. Develop these skills further and create engaging opportunities for pupils by introducing projects which focus upon different types of drawing.

There is no particular order to these activities and all the resources below can be adapted to suit your year group.



spiral snails



[Explore colour and form](#)


Making Fossil drawings



[Explore how the surface you draw might inspire your drawings](#)

Adapting AccessArt: Monoprint and

Painting: The Great Fire of London



Create mixed media artwork inspired by the Great Fire of London

Movement Maps




Explore how we can portray our daily journeys in drawing

Making a scroll drawing



Change the ratio of the drawing paper and make a different kind of sketchbook

drawing by torchlight



Make atmospheric drawings full of drama

drawing stories




Use toys to create sets and scenarios and make narrative drawings

one paper roll, 2 activities



Make friendship maps

mono printing with carbon copy paper



A simple but engaging way to introduce children to monoprinting

botanical fairies



Combine drawing with collage in these charming botanical fairies

life drawing for children



Dress up, use props and pose for one another

Autumn floor drawings



Make drawings which have no top or bottom, inspired by what you see on the pavement

drawing feathers



Feathers are the perfect medium to explore mark making and experimentation

drawing toys inspired by Gwen John



Make drawings of pupils favourite toys

communal drawing



Explore what it's like to draw on fabric and make a communal drawing

Dress up As Fossils



Draw on sheets and then use the drawings as costumes

Charcoal Cave



Create a charcoal cave inspired by theatre stages

Water Soluble Felt-Tips with colour



Explore water soluble felt-tips through observational drawing

Mark Making Tools



Find out how you can be creative in building your own mark making tools

houses from around the world



Celebrate different styles of architecture from around the world

drawing cartoon characters



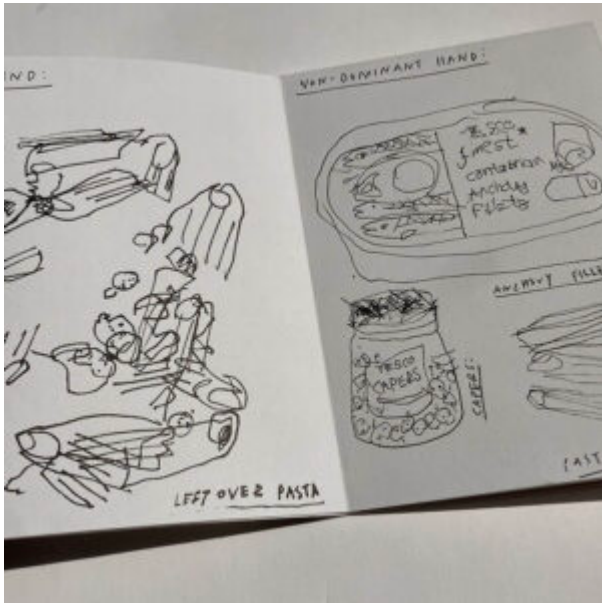
Draw cartoon characters by exploring facial expression

Exploring sound and drawing



What is the connection between sound and mark making, and how can we use one to enable an exploration in the other?

What i ate in a day



[Pupils record what they eat in a day responding to different drawing prompts in handmade sketchbooks](#)

Continue your Drawing Journey...



[>> On to Step 5: Inspiration >>](#)

[<< Back to Step 3: Introducing Materials <<](#)