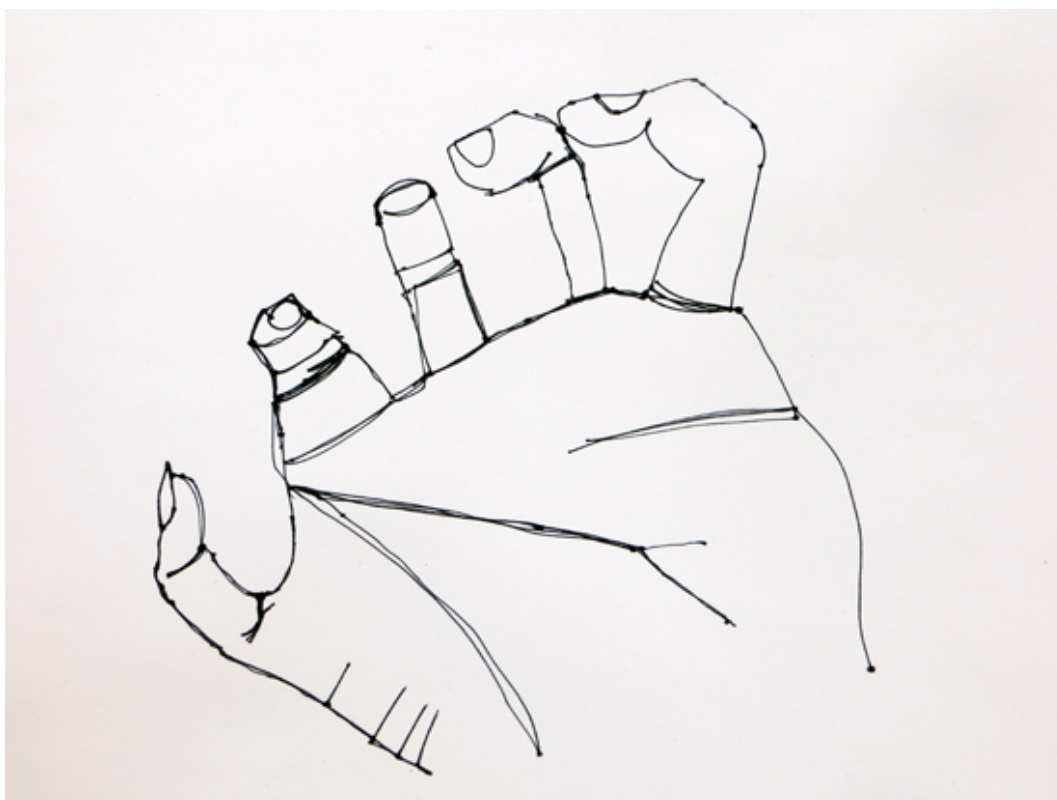


Drawing Hands

By Paula Briggs

I plan to do some work this term with my 7, 8 and 9 year old students to explore concave shapes such as nests and bowls, exploring drawing and making. To settle into the first session of the term, we tried making some simple continuous line drawings of cupped hands.



Continuous line drawing of hand

Getting Started

	Please log in here to access full content.	
Username		<input type="text"/>
Password		<input type="password"/>

	<input type="button" value="Login"/> <input checked="" type="checkbox"/> Remember me
	Forgot Password

To access all content, I would like to join as...

An Individual



Creative practitioners, educators, teachers, parents, learners...

From £3.50

An Organisation...



Schools, Colleges, Arts Organisations: Single and Multi-Users
[From £42](#)

AccessArt is a UK Charity and we believe everyone has the right to be creative. AccessArt provides inspiration to help us all reach our creative potential.

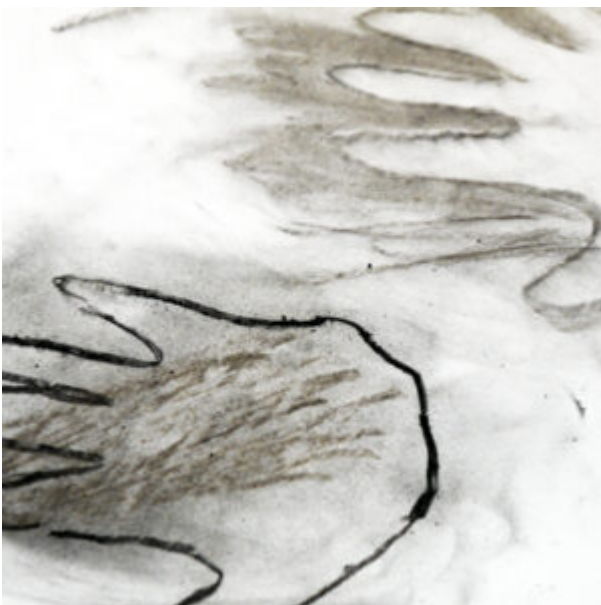
You May Also Like...

Pathway: Exploring Form Through Drawing



[This is featured in the 'Exploring Form Through Drawing' pathway](#)


Drawing Like a Caveman – Handprint Art



Continuous Line Drawings

uous Line Drawing

sArt



ach you to look more closely...

