

# Cut Paper Collage Still Life

By Maureen Crosbie

Artist Educator Maureen Crosbie shares her process for creating still life collages.



Finished collage still life

"I provided a selection of jugs oranges and fabric for the students to observe, choosing objects with simple basic shapes, pattern/texture and secondary colours.



Still life with pattern, colour and form

---

	<b>Please log in here to access full content.</b>
Username	<input type="text"/>
Password	<input type="password"/>
	<input type="button" value="Login"/> <input checked="" type="checkbox"/> Remember me
	<a href="#">Forgot Password</a>

**To access all content, I would like to**

join as...

## An Individual



Creative practitioners, educators, teachers, parents, learners...

[From £3.50](#)

## An Organisation...



Schools, Colleges, Arts Organisations: Single and Multi-Users  
[From £42](#)


***AccessArt is a UK Charity and we believe everyone has the right to be creative. AccessArt provides inspiration to help us all reach our creative potential.***


---



**See This Resource Used In**

# Schools...













# You May Also Like...

Pathway: Exploring Still Life



[This is featured in the 'Explore Still Life' pathway](#)

talking points: Flemish and Dutch Still Life Painters



## Talking Points: Paul Cezanne



## talking points: Contemporary still life

