

Making a Treehouse

By [Paula Briggs](#)

This resource shares a fun way to engage children with ideas about architecture, shape and form, and transformation of materials. You can [see this activity as it took place in a school as part of artweek here.](#)

You can also find this activity in [Make, Build, Create, Sculpture Projects for Children.](#)

The full resource below takes you through the process of making a mini treehouse.



	Please log in here to access full content.
--	--------------------------------------------

Username	<input type="text"/>
Password	<input type="password"/>
	<input type="button" value="Login"/> <input checked="" type="checkbox"/> Remember me
	Forgot Password

To access all content, I would like to join as...

An Individual



Creative practitioners, educators, teachers, parents, learners...

From £3.50

An Organisation...



Schools, Colleges, Arts Organisations: Single and Multi-Users
[From £42](#)

AccessArt is a UK Charity and we believe everyone has the right to be creative. AccessArt provides inspiration to help us all reach our creative potential.

You May Also Like...

Pathway: Stick Transformation project



[This is featured in the 'Stick Transformation Project' pathway](#)


Talking Points: treehouses



Making Sculptural Birds

See This Resource Used In
Schools...















You May Also Like...

Pathway: Making Birds



[Featured in the 'Making Birds' pathway](#)

Talking Points: Inspired by Birds



What Is Sculpture?

You May Also Like...

Pathway: Playful Making



Featured in the 'Playful Making' pathway

Pathway: Making Birds



This is featured in the 'Making Birds' pathway

Talking Points: Introduction to Sculpture



Workshop Season in Review

**How Do We Look At
Contemporary Sculpture: Meg
Klosterman**

**How Do We Look At
Contemporary Sculpture: Mel
Woo**


**How Do We Look At
Contemporary Sculpture:
Victoria Rotaru**

Making is Hard

AccessArt's Prompt Cards for Making

You Might Also Like...

Pathway: Music and art



[This is featured in the 'Music and Art' pathway](#)

Pathway: Playful Making



[This resource is features in the 'Playful Making' pathway](#)


Manipulating Paper



Cardboard Sculptures



The Chair and Me



Make First

Outdoor Art In Urban Gardens

Transformation of Materials Inspired by El Anatsui

See This Resource Used in a
Pathway...



Transforming Materials into Sculpture

This pathway shares how teachers might take inspiration from El Anatsui and encourage pupils to think how they might disassemble objects around them to transform them into sculptural pieces.

[Read More.](#)

The Transformation Project

You May Also Like...



Transforming Cardboard with Andrea Butler

Artist Andrea Butler shows how to explore simple design and construction using cardboard and jewellery. [Read More](#)

Which Artists: Liz West

What We Like About This Resource...

"It's really interesting to hear how the interest Liz has in the quality of light comes from a personal place and is something she has responded to since childhood. Seeing how her work has developed over the years is therefore a really positive re enforcement that individual creative journeys, where nurtured, are so central to a rich arts education. We also love hearing Liz is always on the 'quest for knowledge' – meaning she is open to her ideas constantly evolving and the process of gathering new information and inspiration never stops!" – Rachel, AccessArt

You May Also Like...

Pathway: Brave Colour



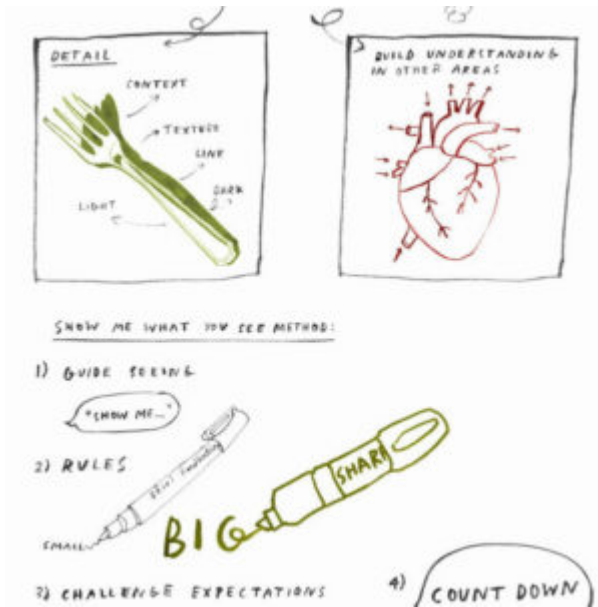
This is featured in the 'Brave colour' pathway

using sketchbooks to make visual notes



Find out how pupils can respond to artists work in sketchbooks

Show me what you see



Enable close looking and drawing with this exercise

Lightbulb Art



Mini World Light Boxes



Visual Arts Planning: Light and Dark



Making Musical Instruments

What We Like About This Resource...

“It’s great to see music being explored in this way, and combining it with making creates a really interesting immersive project. This activity would work well as part of an extended project looking at musical instruments around the world and some of the natural materials they are made from.” – *Rachel, AccessArt*

You Might Also Like...

Pathway: Music and art



[This is featured in the ‘Music and Art’ pathway](#)

talking points: wassily Kandinsky



drawing source material: orchestras



A Cheerful Orchestra



Talking Points: Linda BELL



Talking Points: Nnena Kalu



Touch Wood


What We Like About This Resource...

“You can get a real sense of the environment in this post and how this could provide so much inspiration for creative projects. We are aware there the challenges to exploring the outdoors when many schools are in towns and cities. A way around this could be to have a regular collection of natural objects within the classroom and using them as a stimulus to respond creatively in sketchbooks or in extended projects” – *Andrea, AccessArt*

You Might Also Like...



[Woodland Exploration](#)



[A Passion for Woodworking](#)



Visual Arts PLanning: Tees, Forest and Landscapes

Which Artists: Su Blackwell

What We Like About This Resource...

“It’s really interesting to hear how Su’s career path evolved organically, and how experimenting with different disciplines such as ceramics and sculpture whilst studying Textiles at the RCA began her journey towards paper craft and books. We really like how the small book sculptures inspired the larger scale set designs for The Snow

Queen. They transfer so effectively to the stage and you can imagine how engaging it would be for a young audience to recognise letters and words on lampposts and other scenic elements". – *Rachel, AccessArt*

You Might Also Like...



[Creating a Book World](#)



Sketch Set Design Models



Set Design for Primary Aged Children

Henry Moore's Shelter Drawings

You May Also Like...

Pathway: Exploring Form Through Drawing



[This is featured in the 'Exploring Form Through Drawing' pathway](#)

Watercolour Washes Inspired by the Tapestries of Henry Moore



Working with Dogwood

What We Like About This Resource...

“It’s lovely to see a resource that centres on a particular material and the scope it offers. I particularly like how the dogwood is used here to make wooden beads. This idea could be developed further by looking at how wood has been used to make jewelry throughout history and within many different cultures.” – *Rachel, AccessArt.*

You Might Also Like...



[A Passion for Woodworking](#)



Woodland Exploration



Visual Arts Planning: Trees, Forests and Landscape

Which Artists: Nathan Ward