

# Introduction to Colour Pencils

By [Lancelot Richardson](#)

In this resource artist Lancelot Richardson demonstrates the exciting potential of colour pencils. Find out about the different techniques you can use such as layering, burnishing and embossing to make your colour drawings more interesting.

[Join AccessArt](#) to watch the full video.

---

	<b>Please log in here to access full content.</b>	
Username	<input type="text"/>	
Password	<input type="password"/>	
	<input type="button" value="Login"/>	<input checked="" type="checkbox"/> Remember me
	<a href="#">Forgot Password</a>	

**To access all content, I would like to join as...**

**An Individual**



Creative practitioners, educators, teachers, parents, learners...

[From £3.50](#)

**An Organisation...**



Schools, Colleges, Arts Organisations: Single and Multi-Users  
From £42

***AccessArt is a UK Charity and we believe everyone has the right to be creative. AccessArt provides inspiration to help us all reach our creative potential.***

---

---

# Transforming Objects



**DALER**   
**ROWNEY**

**You May Also Like**

## Painting with Poster Paint




## Collaging with Wax Crayon Rubbings



## Prop making for toys



## Repeat Pattern Printing Roller



---

## Painting with Poster Paint

“I really like how this resource provides lots of interesting and exciting ways for poster paint to be used. It combines observational drawing and painting with more abstract pattern providing a breadth of exploration. Giving learners the

opportunity to explore the properties of poster paint as well as seeing how it responds to different materials will help to nurture imaginations as well as providing support for the development of basic skillsets.” – Rachel, AccessArt

---

## Drawing with Soft Pencils



# DALER ROWNEY

## You May Also Like

**Shells: Observational and Imaginative Drawing**



**All graphite resources**





**introduction to graphite**



---

**Explore Wax Crayon**

**DALER**   
**ROWNEY**



**You May Also Like...**

**Collaging with Wax Crayon Rubbings**



## **Red to Green: Wax Resist and Scraffito**



## **Autumn Floor Textiles**



## Explorer's Books: Collecting Colour



---


## Let's Start With... Collage

**DALER**   
**ROWNEY**



**You May Also Like**

**imaginary landscapes**



---

## Concertina Landscapes

See This Resource Used In  
Schools...






**You May Also Like**

**Manipulating Forms in Landscape Painting**



**Imaginary Landscape**



---

## Autumn Floor Textiles





**DALER**   
**ROWNEY**

---

**Explorer's Books: Collecting  
Colour**

**DALER**   
**ROWNEY**



## You May Also Like...

### T-Shirt Paintings



In this resource aimed at EYFS and SEND groups, learners will have the

opportunity to design and wear their own T-shirt

## Autumn Floor Textiles



Use a variety of different materials on calico as well as use new techniques such as wax resist

## Marbled Hole Punch sketchbooks



Create simple and inexpensive sketchbook

made up of old paper

---

**Repeat  
Roller**

**Pattern**

**Printing**

**DALER**   
**ROWNEY**



## You May Also Like...

Printing with string



[Explore 3 different methods of printing with string](#)

## Modroc Plasterboard



[Mold modroc over found materials to create textured plasterboards](#)

---

## Introduction to Chalk Pastels

---

Collecting Colour in my  
Moodboard Book

What We Like About This

## Resource...

*“It’s really nice to see that although Rachel Parker works quite digitally, her process from the beginning is very tactile. Rachels books act as a really great source of inspiration, helping to break down the creative blocks that we all get from time to time. Having a sketchbook dedicated to colour means that as well as working with colours that you already love, you can test new colour palettes and see colours from a new perspective. I especially love how Rachel picks up on the different tones in colours by looking at the way light hits it in order build her colour palette around those supporting tones as well as big statement colours.” – Tobi, AccessArt*

## You Might Also Like...

**Which Artists: Rachel Parker**



[Find out about Rachel's journey to becoming a pattern designer](#)

**Make Repeat Patterns**





[A resource by Rachel Parker to help students build repeat patterns](#)

**Exciting Colour**



[A collection of resources by Rachel Parker to help you build your own colour moodboard](#)

---

# Collecting Colour

## What We Like About This Resource...

*“It’s great to see how a simple exercise such as colour collecting, which can be done in a classroom setting, is also used in a professional capacity. This gives the activity a clear context and purpose. It’s nice to see Rachel’s decisions being made in real time, it demonstrates how artists are constantly reflecting on and self evaluating their own decisions. Rachel also shows us that she sometimes gets colour palettes from photos that she’s taken herself, this is really exciting because it demonstrates how the artists experience is central to their work. Students will be able to bring their own experience and personality to this activity by having complete control over what their colour moodboard becomes.”*  
– Tobi, AccessArt

## See How This Resource Is Used in Schools...





**You Might Also Like...**

**Which Artists: Rachel Parker**



[Find out about Rachel's journey to becoming a pattern designer](#)

**Make Repeat Patterns**



[A resource by Rachel Parker to help students build repeat patterns](#)

**Exciting Colour**



[A collection of resources by Rachel Parker to help you build your own colour moodboard](#)

---



# How Colour Collection Inspires My Work

## What We Like About This Resource...

*“Rachel’s work is so vibrant and full of joy, it’s really exciting to see how she starts to form creative ideas around colour. Rachel highlights the importance of colour trends but also gives herself the opportunity to create her own trends which adds a level of playfulness and personality to her colour exploration. Seeing her colour books translate into fabric demonstrates a real clarity in her decision making process.” – Tobi, AccessArt.*

## You Might Also Like...

**Which Artists: Rachel Parker**



[Find out about Rachel's journey to becoming a pattern designer](#)

**Make Repeat Patterns**



[A resource by Rachel Parker to help students build repeat patterns](#)

**Exciting Colour**



[A collection of resources by Rachel Parker to help you build your own colour moodboard](#)

---

# Analogue Drawing

## What We Like About This Resource...

*“This activity highlights how visual communication can be used to convey emotion. When artwork is relatable in a human and emotive way it can be really powerful. Learning how to translate feeling into mark-making is a really important skill and can help children break down the essence of a range of their own emotions, and communicate it to others. Explore colour and a range of materials to enrich this experience.” – Tobi, AccessArt.*

---

## Drawing With Your Feet

## What We Like About This Resource

*“I love this resource because I can picture the energy in the classroom whilst students enjoy the process of mark-making using their feet. Creating drawings with parts of the body other than hands*

*can be really freeing; students will hopefully look at their drawings in a less critical way, with the emphasis of the activity being more about the process than the outcome. It might be a nice addition to use a viewfinder to zoom in on areas where the marks collide in interesting ways” – Tobi, AccessArt.*

---

## **Drawing with Sticks**

### **What We Like About This Resource**

*“This is a great activity to get students to think about drawing in a different way. Extending reach and accepting a lack of control can lead to really exciting and energised mark-making. It’s great to see that this resource has also been used in SEND settings, demonstrating its accessibility.” – Tobi, AccessArt.*

---

# **Explore Paper Weaving**

---

## **Introduction to Pens**

---

### **Why Visual Literacy is an Important Skill**