

# Art for the Square with Susie Olczak for Futurecity

A **40 Artist Educator** Resource:  
Be Inspired by Susie Olczak



Model of a hypothetical idea

Artist, Susie Olczak worked with students at [Hills Road, Sixth Form College, Cambridge](#), to explore the relationship between art, architecture and public space in a series of workshops run between January 2013 and May 2014.

This project was shared with AccessArt as part of the [40 Artist Educator Project](#), funded by Arts Council England,

aiming to highlight and celebrate artist-led teaching and facilitation.

---

### Art for the Square with Susie Olczak for Futurecity

As an artist I often respond to architecture and space in site specific ways - I am particularly interested in taking art out of the gallery and into public space. This project offered Art and Architecture AS students the opportunity to explore space and the 'intersection' between Art & Architecture, by responding to a series of real life scenarios, around the development of The Marque, a building development in Cambridge Leisure Park. The project was supported by [Futurecity](#).

---

	<b>Please log in here to access full content.</b>
Username	<input type="text"/>
Password	<input type="password"/>
	<input type="button" value="Login"/> <input checked="" type="checkbox"/> Remember me
	<a href="#">Forgot Password</a>

To access all content, I would like to join as...

**An Individual**



Creative practitioners, educators, teachers, parents, learners...

[From £3.50](#)

**An Organisation...**



Schools, Colleges, Arts Organisations: Single and Multi-Users  
**From £42**

***AccessArt is a UK Charity and we believe everyone has the right to be creative. AccessArt provides inspiration to help us all reach our creative potential.***


---

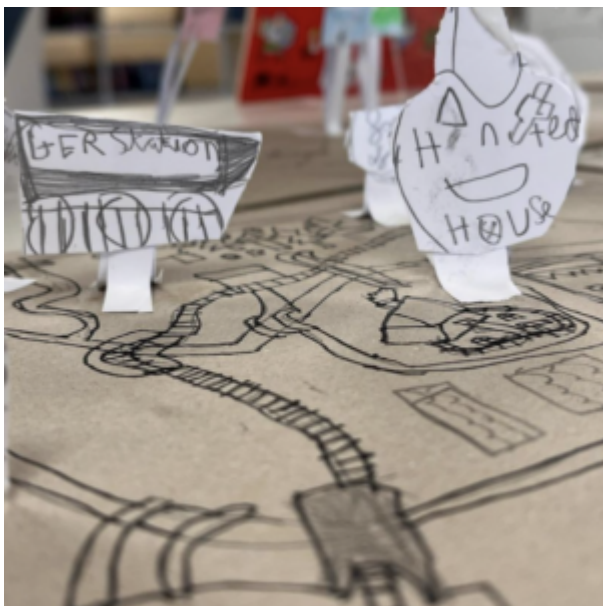
---


# 3-D Visual Maps for Children

See the Resource Used in Schools...









## You May Also Like...

Pathway: Typography and Maps



[This is featured in the 'Typography and Maps' pathway](#)

Talking Points: What is Typography?








## Talking Points: Grayson Perrys 'Map of Days'



## Talking Points: Hogwarts' Maps



## Talking Points: Paula Sher



---

## Casting a Negative Space in Plaster with Sculptor Rachel

# Wooler

---

## Relief Printing and Plaster Casting with Ursula Kelly

---

## Teenagers Work on an Art Project for the Community

Teenagers work to a brief to create Two Mannequins for 'Friends at Mitcham's Corner' Project.

---

## Anne Harild at Chesterton Community College, Cambridge

---

## Year 4 Sculpture Project

**(ages 8 and 9)**

---

**Woodland Exploration by  
Caroline Wendling & Deborah  
Wilenski**

---

**VIVID Young Creatives: Susie  
Olczak at Swavesey Village  
College, Cambs**

---

**Post Office by Rosalie  
Schweiker: An Interactive  
Community Art Project**

---

# Drawing with Wire: The Polymeric Approach by Julie de Bastion

## You May Also Like...


Visual Arts Planning Collections:  
Literacy



Accessart wire resources



**drawing with wire**



---

**Sculptural Pots**

---

# Thinking and Making

---

## Bad Cat: Inspiration for Art Week

### You May Also Like...

Visual Arts Planning Collections:  
Literacy



the making of rabbit, cactus, accident





## Making Broadway Market



---

## Painting on Plaster, Inspired by Vincent Van Gogh

Beautifully illustrated resource which introduces still life via an unusual combination of materials: plaster, oil pastel,

graphite and linseed oil.

---

## How does the Sculpture Balance?

Construction-based sculpture project inspired by Ben Nicholson's paintings. Encourages children to take more risks by asking them to through their sculptures "off balance".

[Full AccessArt Members Only](#)

---

## Cardboard Sculptures

Staff at Ridgefield Primary School Cambridge explore an open-ended exploration of sculptural materials and techniques.

---

## Drawing and Making Flowers

Using drawing to inspire making sculptural flowers.

---

# Clay Slab Work by Andy Cairns

Andy Cairns, sculptor, works with year five children to make a 'demon dog head' using self hardening clay formed around a simple armature.

---

## Skull Sculptures: using Paper and Tape to Interpret Form

Teenagers sculpturally explore animal skulls, by making three dimensional interpretations of the forms in heavy, white paper and coloured tape or masking tape. [Full AccessArt Members Only](#)