

3D Drawing with Paper: Texture – Surface – Structure

Artist Andrea Butler sets teenagers the challenge to create 3D forms from sheets of paper experimenting with structure and texture using manipulation techniques.

Years 3 and 4 D&T and Making Club

A collection of resources by Sheila Ceccarelli based on her Brilliant Makers Club for year three and four pupils at Milton Road Primary School, Cambridge. Children were encouraged to experiment, think and engineer creative solutions by working on simple projects, with individual and independently generated outcomes.


‘Birds in the Trees’ by Pupils at Battyeford Primary School

You May Also Like...

Visual Arts Planning Collections: Birds



Drawing Feathers



Flat yet sculptural



Paint, Colour and Autobiographical Imagery

My House – A Cardboard Construction Project

These autobiographical architectural sculptures use corrugated cardboard, laid in strips on their side, to create sculptures designed to be peered in to!

Sculptural Birds in Flight by Teenage Makers

In this workshop teenagers played with sculptural ideas around building form and mass, tension and scale by combining materials from Scrap Stores.

Autobiographical Suitcase Pop-Up Gallery

This resource shares how 8, 9 and 10 year old children created a home for all of their sculptures and paintings in the form of a cardboard suitcase which doubled up as a pop-up gallery.

Brave Young Makers: Year Three Pupils at Ridgefield Primary Transform Materials into Birds and Insects

This workshop presented year three pupils at Ridgefield Primary School with real design and making challenges as they worked to a brief to 'create birds and insects for their school tree'.

Making a RollerCoaster by Julia Rigby

KS1 children use their imaginations and sense of fun to collaborate to create a model roller coaster with moving parts.

Making and Drawing Birds

**creating decorative designs from birds:
markmaking, texture and pattern**




In the Company of Birds



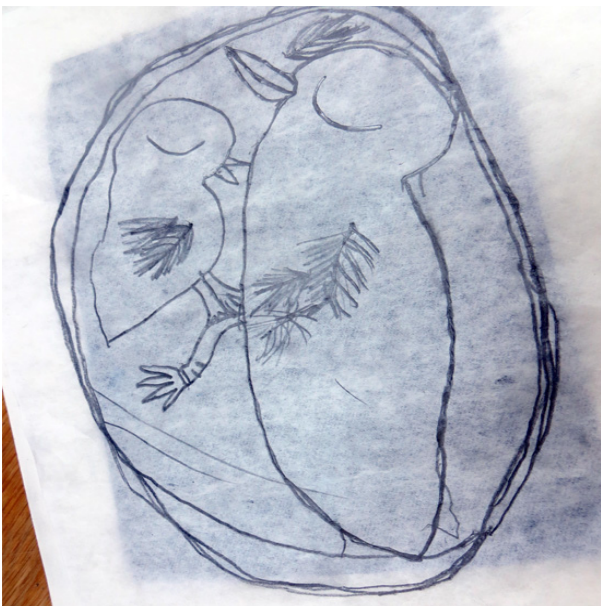
nest




Rowan: Making a Clay Bird from a Mould



dragons and birds in eggs: hidden and revealed



making birds! sculptural ideas for primary schools



Sculptural Birds in Flight by Teenage Makers



rook: transforming materials



Printing at Battyford Primary, Inspired by Hester Cox



'Flock' at Prospect House School, Inspired by Veronica Lindsay-Addy



book transformation: flock of birds



drawing birds with mixed media: creating effects with oil pastels, crayons and ink washes




'Dawn Chorus' by Marcus Coates



Colourful Sculptural Birds by Pupils at Donhead Preparatory School



Priscilla the Puffin: Make a Simple Bird Mobile



How to Make a Simple Origami Bird by Melanie Johns



Brave Young Makers: Year Three Pupils at Ridgefield Primary Transform materials into Birds and Insects



making modroc sculpture



cantus arcticus (Concerto for birds and orchestra) Op.61: Images Inspired by Music

Dedicated to Erno Békó

Written for the Arctic University of Oulu 1972

CANTUS ARCTICUS

Concerto for Birds and Orchestra

The Bog

Einojuhani Rautavaara, op. 61

♩ = c. 88

p

Think of autumn and of Teikoberry

A page of musical notation for the piece 'The Bog' from the 'Cantus Arcticus' concerto. It features a treble clef, a key signature of one flat, and a tempo marking of quarter note = c. 88. The score includes a piano (p) dynamic marking and a lyrical instruction: 'Think of autumn and of Teikoberry'. The notation consists of a single melodic line with various rhythmic patterns and rests.

Perseverance, Determination and Inventiveness: Building Nests



Colourful Sculptural Birds by Pupils at Donhead Preparatory School

See fabulous selection of birds by pupils from Donhead Preparatory School sent to AccessArt by Phillippa Dudgeon, Head of Art & DT.

Pattern and Collage: A Whole School Workshop at Monkfield

Primary School

Transformation Project: Cardboard and...

Artist Andrea Butler shows how to explore simple design and construction using cardboard and jewellery.

A Wealth of Materials in Scrapstores

printmaking with salvaged sticky back
aluminium foil, mixed media and cardboard



Make a sketchbook, an ideas book or a

travel journal this summer!




pattern and collage a whole school workshop at monkfield primary school




Sculptural Birds in Flight by Teenage Makers



Articulated and Animated Drawings by Teenagers at AccessArt's Experimental Drawing Class



A Model Studio by Susie Olczak




Making Sea Sculptures at Culford School, Suffolk



Inspired by Joseph Cornell: Making a Decorative Aviary Box



Brave Young Makers: Year Three Pupils at Ridgfield Primary Transform materials into Birds and Insects




Making Sea Sculptures at Culford School, Suffolk

Artists Andrea Butler and Sheila Ceccarelli inspire year three pupils to invent their own sculptural sea creatures using simple wrapping and binding techniques with scrap store materials.

Inspired by Joseph Cornell: Making a Decorative Aviary Box

See This Resource Used In
Schools...







A Model Studio by Susie Olczak

A Model Studio by Susie Olczak: Teenagers explore skills that would be useful in a real life creative working environment

Painting the Storm, at Bourn Primary Academy

Printmaking with Salvaged Sticky Back Aluminium Foil, Mixed Media and Cardboard

Rook – Transforming Materials

Here, artist Paula Briggs shares how she made a Rook for the AccessArt Share-a-Bird-Project